



# GENTING PLANTATIONS



*Forging ahead towards the Genting Group's 50th year and beyond*

**GENTING PLANTATIONS BERHAD**  
(34993-X)

**2014** ANNUAL  
REPORT



Those who view the world with vision  
have the power to change it.



WHAT DO YOU SEE?



**50 YEARS**  
**FORGING  
AHEAD**

Celebrating Genting's 50th anniversary 2015

# Rising above Forging ahead

Every instinct in the human being was made for movement – and moving forth. Here at Genting, we took our instincts a step further by moving forward in time...and going forth into the unknown. Even if we had to overcome the seemingly impossible.

Genting Group stands on a mountain of hard-won achievements. Yet even now, our journey is far from over. For us, the road goes ever on and on. In everything we do lies an enduring visionary spirit that keeps us as young as when we first began.

Here's to 50 years of passion. And countless more years of burning ambition. Here's to a future forged by the strength to say Yes to the impossible.

Relive the Genting journey at [www.genting50.com](http://www.genting50.com)







# Forging ahead towards full integration



2015 marks the 50 years of excellence at Genting.

Genting Plantations' commitment to the sustainable growth of our plantation operations is complemented by our pioneering pursuits in palm oil value creation through advancements in crop biotechnology and innovations in the manufacturing of high-performance renewable products, while we continue to enhance returns on our landbank through property development activities.







## OUR VISION

### We strive:

To become a leader in the plantation industry.

To embark aggressively onto value-added downstream manufacturing activities which are synergistic to our core business.

To enhance return on the company land bank through property development activities.

To adopt a market-driven and customer-oriented approach, with emphasis on product quality and diversity.

To strengthen our competitive position by adopting new technologies and innovations.

As people are the key to achieving the company's vision, we are committed to develop our employees and create a highly motivating and rewarding environment for them.



# CONTENTS



Chairman's Statement/ Penyata Pengerusi/ 主席文告	<b>2</b>	Financial Statements	
Board of Directors	<b>10</b>	Income Statements	<b>63</b>
Directors' Profile	<b>12</b>	Statements of Comprehensive Income	<b>64</b>
Management & Corporate Information	<b>17</b>	Consolidated Statements of Financial Position	<b>65</b>
Corporate Diary	<b>18</b>	Statements of Changes in Equity	<b>67</b>
Financial Highlights	<b>19</b>	Statements of Cash Flows	<b>71</b>
Location of Group Properties	<b>20</b>	Notes to the Financial Statements	<b>74</b>
Management's Discussion and Analysis	<b>22</b>	Statement on Directors' Responsibility	<b>133</b>
Operational Review	<b>24</b>	Statutory Declaration	<b>133</b>
Sustainability Report	<b>29</b>	Independent Auditors' Report	<b>134</b>
Corporate Governance	<b>41</b>	Five-Year Summary	<b>136</b>
Audit Committee Report	<b>50</b>	List of Group Properties	<b>138</b>
Statement on Risk Management & Internal Control	<b>54</b>	Group Offices and Operating Units	<b>139</b>
Directors' Report and Statement	<b>57</b>	Analysis of Shareholdings/Warrantholdings	<b>141</b>
		Notice of Annual General Meeting	<b>147</b>
		Statement Accompanying Notice of Annual General Meeting	<b>150</b>
		Form of Proxy	



## CHAIRMAN'S STATEMENT



**Dear Shareholders,**

It gives me great pleasure to inform you that the Genting Group is celebrating the 50th anniversary of its historic founding this year. As we enter into a new era, we will continue to grow and forge ahead into the future.

On behalf of the Board of Directors, I am pleased to present the Annual Report and Audited Financial Statements of Genting Plantations Berhad ("the Company") and its subsidiaries ("our Group") for the year ended 31 December 2014.

2014 was a rather turbulent year for the palm oil industry.

Palm oil prices started the year strongly and rallied through much of the first quarter on the back of tighter domestic inventory levels, drought conditions in parts of Malaysia and Indonesia, and signs of a developing El Nino phenomenon.

With leading analysts mostly painting an upbeat market outlook at that time, what was to follow in the ensuing months, therefore, came as a surprise to many.

From its peak in March, palm oil prices headed steeply downwards, touching 5½-year lows in August and ending 2014 on a decidedly less sanguine note than when the year began. The drop came amid a slowdown in palm oil exports, particularly to China where commodity financing was tightened, and as the risk of El Nino faded. A record global soybean crop and the collapse of crude mineral oil prices exacerbated the pressure on the palm oil market.

Yet, despite the volatile backdrop, our Group turned in a solid performance in 2014, delivering a stronger set of financial results along with notable improvements across key operational indicators.

Our Group registered record revenue of RM1.64 billion in 2014, up from RM1.38 billion in 2013. Pre-tax profit reached RM519.8 million, an increase of 73% from the RM300.3 million recorded in the previous year.

The Plantation Division led the way, posting a 33% rise in adjusted earnings before interest, tax, depreciation and amortisation ("EBITDA") to RM454.6 million in 2014. Higher crop production, a well-contained cost base and enhanced operational efficiencies were among the major driving forces behind the increase in earnings. Firmer average palm kernel ("PK") prices for the year provided additional support.

Gains in productivity and efficiency underscore the better year overall that our Group's Plantation Division had in 2014. Total fresh fruit bunch ("FFB") production grew for a fifth consecutive year to 1.66 million metric tonnes ("mt") in 2014, up 9% from 2013, underpinned by a surge in output in Indonesia -- where additional planted areas were brought into harvesting and existing mature plantings progressed into higher yielding brackets during the year - along with a modest growth in Malaysia.

Group FFB yield, although lower year-on-year owing to the dilutive impact of sizeable newly-mature areas, was sustained above the 20 mt per hectare mark. Oil extraction rate ("OER") attained in 2014 was the best ever at 22.1%, up from 21.5% a year earlier.

As for palm product selling prices, crude palm oil ("CPO") averaged RM2,386 per mt in 2014, little changed from RM2,378 per mt in the previous year as the elevated levels that prevailed in the early part of the year were negated by the downturn that followed in the latter months. PK prices fared more positively, averaging RM1,667 per mt in 2014 against RM1,324 per mt in 2013, on account of the more bullish global lauric oil market fundamentals in the aftermath of Typhoon Haiyan.

Meanwhile, the Property Division had a particularly outstanding year in 2014, shattering previous performance records to hit unprecedented heights. Total sales reached a fresh high in 2014, boosted by higher land sales and sustained demand for property offerings at the two Johor township projects. Moving in step, EBITDA for the Division also touched a new record in 2014, climbing 82% year-on-year to RM141.9 million.

Beyond the higher contributions from the mainstay Plantation Division and the Property Division, our Group's other businesses also saw meaningful improvements in 2014. The Biotechnology Division recognised its maiden revenue, derived from the provision of marker related services, while the downstream manufacturing operations posted significant topline growth following a pick-up in biodiesel sales.

In light of the better financial results in 2014, and weighing the need to strike a balance between rewarding shareholders through the distribution of dividends with the retention of resources to support long-term growth, the Board of Directors has recommended a final single-tier dividend of 4 sen per ordinary share of 50 sen each. A special single-tier dividend of 3 sen per share was also declared. If approved at the forthcoming Annual General Meeting, the final dividend would bring total dividends for the year ended 31 December 2014 to 10 sen per share, inclusive of the special dividend and an earlier interim single-tier dividend of 3 sen per share.

On the whole, 2014 could be considered a momentous year as our Group notched several pioneering accomplishments that were of sectorial and national importance, besides winning a number of prominent awards.

Commendable 'firsts' achieved by our Group during the year include the newly-completed Genting Jambongan Oil Mill in Sabah becoming the first zero waste discharge oil mill in Malaysia, the establishment by ACGT Sdn Bhd of the oil palm industry's first and only high-throughput marker genotyping pipeline, and the formation of a collaboration to set-up the country's first ever metathesis biorefinery for the production of high-performance renewable olefins and specialty chemicals.

Adjudged to have demonstrated performance excellence across a diverse range of operational and corporate aspects, our Group earned a variety of national-level accolades in 2014. These recognitions were, among others, the National OSH Excellence Awards for the Plantation category, the Malaysian Palm Oil Industry Awards for Highest Oil Extraction Rate, and being named Best Company for Investor Relations (Mid-Cap) at the Malaysia Investor Relations Awards for a second straight year.

By embracing best practices, whether in governance, management, or operations, our Group seeks to ensure that the value creation potential of our business is fully realised. At the same time, our Group also continues to pursue long-term value-accretive expansion opportunities and 2014 was no exception.

In February 2014, our Group completed the acquisition of SPC Biodiesel Sdn Bhd for RM33.0 million. SPC Biodiesel owns a 100,000 mt per annum-capacity biodiesel plant in Palm Oil Industrial Cluster, Lahad Datu, Sabah, making it our Group's second biodiesel facility at the industrial hub after the purchase of the 200,000 mt per annum-capacity plant in mid-2011.

In a related development, our Group and U.S.-based Elevance Renewable Sciences, Inc announced in July 2014 a 75:25 collaboration to establish the aforementioned biorefinery, which will apply Elevance's proprietary metathesis technology to produce renewable, high-performance olefins and specialty chemicals that can be used in multiple end-product applications. The biorefinery will be set-up through the retrofitting of our Group's 200,000 mt per annum-capacity biodiesel plant and is scheduled to be completed by 2017.

On the upstream side of the business, our Group's landbank in Indonesia increased in 2014 following the completion of an exercise in April that resulted in PT Permata Sawit Mandiri, which has over 17,000 hectares of land in Kalimantan Barat, becoming a 70%-owned subsidiary.



Looking ahead to 2015, our Group's performance will be considerably linked to the direction of palm product prices, which in turn are influenced by a host of external factors, not least the global economic outlook.

In this respect, the global economic recovery has yet to regain the desired momentum, with growth prospects still uneven among the major economies. Lingering downside risks to economic growth, coupled with uncertainties in the wake of the slump in crude oil prices, appear to be keeping the general sentiment in commodity markets cautious.

Nevertheless, whatever market dynamics may prevail in 2015, our Group will remain fully focused in carrying through our strategic plans and commitments, spurred on by our undiminished confidence in a positive outlook for the palm oil business.

Already the most widely-consumed vegetable oil in the world, palm oil is expected to be used in increasing quantities for many more years to come as global population and affluence levels continue rising. These megatrends are further augmented by palm oil's natural versatility which lends itself to an expanding variety of edible and non-edible applications.

Our Group is hopeful that given a favourable plantation age profile coupled with a leading position in the field of crop genomic solutions and the forthcoming high value-added downstream manufacturing capacities, the right elements are in place for our Group to benefit from palm oil's bright future.

Furthermore, as the Malaysian economy continues to expand, our Group stands ready to prudently seize the ensuing opportunities to unlock the value of strategically-located landholdings through property development activities.

Underlying all aspects of our Group's business is one common denominator - a commitment to creating sustainable value for the good of all stakeholders. For our Group, the balanced integration of the many diverse expectations, be they in relation to the environment, community, workplace or marketplace, will continue to be our guiding principle.

Being certified to leading sustainability schemes provides added assurance to our stakeholders of our Group's standing as a responsible producer. Genting Plantations Berhad is, therefore, proud to have recently joined the ranks of Roundtable on Sustainable Palm Oil ("RSPO")-certified growers, following the successful audit and certification of our Group's Southern Region unit, comprising an oil mill and three supplying estates. More audits are expected to follow as our Group continues along the time-bound certification trail.

Our Group is also a producer of certified sustainable palm oil in accordance with the rigorous standards of International Sustainability and Carbon Certification ("ISCC"). Adding to our Group's distinction as the first plantation company in the world to secure the ISCC PLUS certification in the previous year, Genting Jambongan Oil Mill was selected by ISCC in 2014 to showcase the positive effects of sustainability certification on the operations. Additionally, Genting Sabapalm Oil Mill and Genting Sabapalm Estate were selected for the Malaysian Sustainable Palm Oil ("MSPO") pilot audits and also met the standards of MSPO in 2014, thus becoming one of the earliest producers to be certified to the national scheme.


On behalf of the Board of Directors, I wish to put on record our appreciation to all shareholders for the continued confidence placed in us to uphold their best interests at all times. I also wish to commend my distinguished fellow members on the Board for the integrity, sound judgment and commitment to good corporate governance standards demonstrated in the discharge of their fiduciary duties.

Utmost gratitude is reserved for the management and all levels of employees of our Group for their hard work and professionalism, without which the advancements achieved by our Group up to this day would not have been possible. On a related note, a special word of thanks is extended to Mr Phang Kong Wong, who retired as Executive Vice President – Property in 2014, for his dedication and contributions throughout his 31 years of service within the Genting Group.

Thanks also go out to all our Group's vendors, customers, business associates and partners, as well as to the governing authorities, regulatory bodies and agencies for their support and assistance.

May the year ahead see everyone associated with Genting Plantations Berhad continue to excel and work together as a team in leading our Group towards greater success.

Thank you.



**GEN. (R) DATO' SERI DIRAJA TAN SRI  
MOHD ZAHIDI BIN HJ ZAINUDDIN**

Chairman

8 May 2015



## Pemegang Saham Sekalian,

Dengan sukacitanya dimaklumkan pada tahun ini, Kumpulan Genting sedang menyambut ulang tahun ke-50 sejak penubuhannya. Dalam era baru ini, kami akan terus berkembang dan mara ke hadapan.

Bagi pihak Lembaga Pengarah, dengan sukacitanya saya membentangkan Laporan Tahunan dan Penyata Kewangan Beraudit Genting Plantations Berhad ("Syarikat") dan anak-anak syarikatnya ("Kumpulan kami") bagi tahun berakhir pada 31 Disember 2014.

Tahun 2014 merupakan satu tahun yang agak bergolak bagi industri minyak sawit.

Harga minyak sawit bermula dengan kukuh pada permulaan tahun sehingga suku pertama disebabkan tahap inventori domestik yang lebih ketat, keadaan kemarau di beberapa bahagian di Malaysia dan Indonesia serta tanda-tanda bermulanya fenomena El Nino.

Dengan kebanyakan penganalisis utama meramalkan tinjauan pasaran yang memberangsangkan pada ketika itu, apa yang berlaku pada bulan-bulan berikutnya, telah mengejutkan banyak pihak.

Harga minyak sawit menjunam daripada tahap tertinggi yang dicapai pada bulan Mac, sehingga mencecah tahap terendah dalam tempoh 5½ tahun pada Ogos, dan mengakhiri tahun 2014 pada tahap yang ternyata kurang optimis berbanding ketika permulaan tahun. Kejatuhan tersebut berpunca daripada kemerosotan dalam eksport minyak sawit, khususnya ke China di mana pembiayaan komoditi telah diketatkan di samping disebabkan risiko fenomena El Nino semakin pudar. Hasil tuaian kacang soya global yang mencatatkan rekod dan kejatuhan harga minyak mineral mentah memburukkan lagi tekanan ke atas pasaran minyak sawit.

Namun begitu, di sebalik latar belakang yang tidak menentu ini, Kumpulan kami memberikan prestasi yang kukuh pada tahun 2014, mencatatkan keputusan kewangan yang lebih teguh bersama dengan peningkatan yang ketara merentasi petunjuk operasi utama.

Kumpulan kami mencatatkan hasil yang merupakan rekod sebanyak RM1.64 bilion pada tahun 2014, meningkat daripada RM1.38 bilion pada tahun 2013. Untung sebelum cukai mencapai RM519.8 juta, peningkatan sebanyak

73% daripada RM300.3 juta yang direkodkan pada tahun sebelumnya.

Bahagian Perladangan menerajui dengan mencatatkan peningkatan sebanyak 33% dalam perolehan diselaraskan sebelum faedah, cukai, susut nilai dan pelunasan ("EBITDA") kepada RM454.6 juta pada tahun 2014. Pengeluaran hasil tuaian yang lebih tinggi, asas kos yang terkawal dan kecekapan operasi yang dipertingkatkan merupakan antara penggerak utama peningkatan dalam perolehan. Purata harga isirung sawit ("PK") yang lebih kukuh pada tahun ini turut memberikan sokongan tambahan.

Keuntungan dalam produktiviti dan kecekapan menjadi asas kepada tahun yang lebih baik secara keseluruhan bagi Bahagian Perladangan Kumpulan kami pada tahun 2014. Jumlah pengeluaran tandan buah segar ("FFB") meningkat bagi tahun kelima berturut-turut kepada 1.66 juta tan metrik pada tahun 2014, iaitu peningkatan sebanyak 9% berbanding tahun 2013, didorong oleh pertambahan mendadak dalam pengeluaran di Indonesia - di mana kawasan bertanam tambahan baharu memasuki kelompok penuaian dan penanaman matang sedia ada berganjak ke kelompok umur yang memberikan hasil yang lebih tinggi semasa tahun ini - bersama dengan pertumbuhan yang sederhana di Malaysia.

Hasil FFB Kumpulan, walaupun lebih rendah pada asas tahun ke tahun disebabkan kesan pencairan daripada kawasan baru matang yang besar, kekal melebihi paras 20 tan metrik setiap hektar. Kadar perahan minyak ("OER") yang dicapai pada tahun 2014 merupakan yang terbaik yang pernah dicapai pada 22.1%, iaitu meningkat daripada 21.5% setahun sebelumnya.

Bagi harga jualan produk sawit, minyak sawit mentah ("CPO") purata pada RM2,386 se tan metrik pada tahun 2014, perubahan yang sedikit berbanding RM2,378 se tan metrik pada tahun sebelumnya kerana tahap peningkatan yang ditunjukkan pada awal tahun telah diimbangi oleh kejatuhan yang berikutnya dalam bulan-bulan kemudian. Harga PK menjadi lebih positif, purata pada RM1,667 se tan metrik pada tahun 2014 berbanding RM1,324 se tan metrik pada tahun 2013, disebabkan asas pasaran minyak laurik global yang lebih bulis akibat Taufan Haiyan.

Sementara itu, Bahagian Hartanah telah melalui satu tahun yang penuh dengan kecemerlangan pada tahun 2014, mengatasi rekod prestasi sebelumnya untuk mencapai tahap yang belum pernah dicapai sebelum ini. Jumlah jualan mencecah tahap tertinggi baharu pada tahun 2014, dirangsang oleh jualan tanah yang lebih tinggi dan permintaan terjamin bagi penawaran hartanah di dua projek perbandaran di Johor. Selaras dengan itu, EBITDA bagi Bahagian tersebut

## PENYATA PENGURUSI (sambungan)

juga mencecah rekod terbaharu pada tahun 2014, melonjak 82% pada asas tahun ke tahun kepada RM141.9 juta.

Selain sumbangan yang lebih tinggi daripada segmen teras Bahagian Perladangan dan Hartanah, perniagaan lain Kumpulan kami turut menyaksikan peningkatan yang bermakna pada tahun 2014. Bahagian Bioteknologi mengiktiraf hasil sulungnya, diperoleh daripada pembekalan perkhidmatan berbantuan penanda, manakala operasi pembuatan hiliran mencatatkan pertumbuhan perolehan yang ketara hasil daripada jualan biodiesel yang semakin meningkat.

Berdasarkan prestasi keputusan kewangan yang lebih baik pada tahun 2014, dan mengambil kira keperluan untuk mencari keseimbangan antara memberi ganjaran kepada pemegang saham melalui pengagihan dividen dengan pengkalan sumber untuk menyokong pertumbuhan jangka panjang, Lembaga Pengarah mencadangkan dividen akhir satu peringkat sebanyak 4 sen setiap saham biasa bernilai 50 sen setiap satu. Dividen khas satu peringkat sebanyak 3 sen setiap saham turut diisytiharkan. Jika diluluskan pada Mesyuarat Agung Tahunan yang akan datang, dividen akhir tersebut akan menjadikan jumlah dividen bagi tahun berakhir pada 31 Disember 2014 kepada 10 sen setiap saham, termasuk dividen khas dan dividen interim satu peringkat yang lebih awal sebanyak 3 sen setiap saham.

Secara keseluruhannya, tahun 2014 boleh dianggap sebagai satu tahun yang penting kerana Kumpulan kami telah meraih beberapa pencapaian perintis yang penting di peringkat sektor dan kebangsaan, di samping memenangi beberapa anugerah terkemuka.

Pencapaian 'ulung' yang membanggakan oleh Kumpulan kami semasa tahun ini termasuk Kilang Minyak Sawit Genting Jambongan yang baru disiapkan di Sabah, menjadi kilang minyak sawit pertama di Malaysia yang dilengkapi dengan teknologi pelepasan sisa sifar, perkhidmatan penyaringan tumbuhan berbantuan penanda yang mempunyai daya pemrosesan tinggi yang pertama bagi industri minyak sawit dan satu-satunya di negara ini oleh ACGT Sdn Bhd, dan pembentukan usahasama untuk menubuhkan loji penapisan bio metatesis yang pertama di negara ini bagi pengeluaran *olefin* dan bahan kimia khusus boleh diperbaharui yang berprestasi tinggi.

Dinilai sebagai telah menunjukkan kecemerlangan prestasi merentasi pelbagai aspek operasi dan korporat, Kumpulan kami telah memperoleh pelbagai penganugerahan peringkat kebangsaan pada tahun 2014. Pengiktirafan ini, antara lain, ialah "Anugerah Cemerlang Keselamatan dan Kesihatan Pekerjaan Kebangsaan" bagi kategori Perladangan, "Anugerah Industri Minyak Sawit Malaysia" bagi Kadar Perahan Minyak Tertinggi, dan dinamakan sebagai "Syarikat Terbaik bagi Hubungan Pelabur (Modal Sederhana)" di

Anugerah Perhubungan Pelabur Malaysia 2014 bagi tahun kedua berturutan.

Dengan mengamalkan amalan terbaik, sama ada dalam tadbir urus, pengurusan atau operasi, Kumpulan kami berusaha untuk memastikan potensi penghasilan nilai perniagaan kami direalisasikan sepenuhnya. Pada waktu yang sama, Kumpulan kami juga terus mengejar peluang peluasan nilai positif jangka panjang dan tahun 2014 tidak terkecuali.

Pada Februari 2014, Kumpulan kami telah menyempurnakan pemerolehan SPC Biodiesel Sdn Bhd bagi RM33.0 juta. SPC Biodiesel memiliki loji biodiesel berkapasiti 100,000 tan metrik setahun di Kluster Perindustrian Minyak Sawit, Lahad Datu, Sabah, menjadikannya kemudahan biodiesel kedua Kumpulan kami di hab perindustrian tersebut selepas pembelian loji berkapasiti 200,000 tan metrik setahun pada pertengahan 2011.

Dalam perkembangan berkaitan, Kumpulan kami dan *Elevance Renewable Sciences, Inc* yang berpusat di Amerika Syarikat telah mengumumkan satu kolaborasi 75:25 pada Julai 2014 untuk menubuhkan loji penapisan bio yang disebut sebelum ini, yang akan menggunakan teknologi metatesis proprietari Elevance untuk menghasilkan *olefin* berprestasi tinggi dan boleh diperbaharui dan bahan kimia khusus yang boleh digunakan dalam pelbagai kegunaan produk akhir. Loji penapisan bio tersebut akan ditubuhkan dengan menaik taraf loji biodiesel Kumpulan dan dijadualkan siap menjelang tahun 2017.

Pada bahagian hulu perniagaan, simpanan tanah Kumpulan kami di Indonesia meningkat pada tahun 2014 berikutan penyempurnaan satu usaha yang dijalankan pada April yang menjadikan PT Permata Sawit Mandiri yang mempunyai lebih 17,000 hektar tanah di Kalimantan Barat, menjadi anak syarikat 70% pemilikan.

Memandang ke hadapan ke tahun 2015, prestasi Kumpulan kami akan berkait rapat dengan hala tuju harga produk sawit, yang turut dipengaruhi oleh beberapa faktor luar, tidak kurang juga oleh tinjauan ekonomi global.

Dalam hal ini, pemulihan ekonomi global masih belum mencapai momentum yang diinginkan, dengan prospek pertumbuhan masih tidak sekata antara ekonomi utama. Risiko ke bawah yang masih berlarutan bagi pertumbuhan ekonomi, ditambah dengan ketidakpastian berikutan kemerosotan dalam harga minyak mentah, ternyata mengekalkan sentimen am yang berhati-hati dalam pasaran komoditi.

Namun demikian, walau apa pun dinamik pasaran yang mungkin berlaku pada tahun 2015, Kumpulan kami akan tetap memberikan tumpuan sepenuhnya untuk menjalankan pelan strategik dan komitmen kami, didorong oleh keyakinan

berterusan kami dalam tinjauan positif bagi perniagaan minyak sawit.

Walaupun telah menjadi minyak sayuran dengan penggunaan yang paling luas di dunia, minyak sawit dijangka akan diperlukan dalam kuantiti yang lebih tinggi dalam tahun-tahun yang akan datang disebabkan jumlah populasi penduduk dan tahap kemakmuran yang terus meningkat. Trend mega ini semakin meluas disebabkan sifat semulajadi minyak sawit yang serbaguna membolehkannya untuk digunakan dalam pelbagai kegunaan sama ada dalam produk makanan dan bukan makanan.

Kumpulan kami berharap bahawa berdasarkan profil usia perladangan yang lebih menguntungkan ditambah dengan kedudukan yang mantap dalam bidang solusi genom hasil tuaian dan kapasiti pembuatan hiliran nilai ditambah yang tinggi yang akan datang, elemen yang betul telah tersedia bagi Kumpulan kami untuk mendapat manfaat daripada masa depan minyak sawit yang cerah.

Tambahan pula, apabila ekonomi Malaysia terus berkembang, Kumpulan kami sentiasa bersedia untuk merebut peluang yang mendatang dengan bijak untuk merealisasikan nilai pemegangan tanah berlokasi strategik melalui aktiviti pembangunan hartanah.

Satu penyebut yang sama mendasari semua aspek perniagaan kami – komitmen untuk menghasilkan nilai yang mampan bagi kebaikan semua pihak yang berkepentingan. Bagi Kumpulan kami, penyepaduan yang seimbang ke atas jangkaan yang pelbagai, sama ada berhubung alam sekitar, masyarakat, tempat kerja atau pasaran, akan terus menjadi prinsip yang menjadi pedoman kami.

Diperakui oleh skim kemampanan terkemuka memberikan jaminan tambahan kepada pihak yang berkepentingan tentang kedudukan Kumpulan sebagai pengeluar yang bertanggungjawab. Genting Plantations Berhad, dengan itu, berbangga apabila baru-baru ini dimasukkan dalam kalangan pengeluar yang diperakui oleh Rundingan Meja Bulat Minyak Sawit Mapan (“RSPO”), berikutan kejayaan pengauditan unit operasi Wilayah Selatan Kumpulan Kami, yang merangkumi sebuah kilang minyak sawit dan tiga buah estet. Memandangkan penerusan usaha Kumpulan kami untuk mendapatkan pensijilan, lebih banyak audit dijangka akan dijalankan.

Kumpulan kami juga merupakan pengeluar minyak sawit lestari yang diperakui menurut piawaian ketat *International Sustainability and Carbon Certification* (“ISCC”). Menambah kepada pencapaian cemerlang Kumpulan kami sebagai pengeluar minyak sawit yang pertama di dunia yang memperoleh pensijilan ISCC PLUS pada tahun sebelumnya, Kilang Minyak Sawit Genting Jambongan telah dipilih oleh ISCC pada tahun 2014 untuk dijadikan wadah bagi

mempamerkan kesan positif pensijilan lestari keatas kegiatan operasi. Kumpulan kami juga memenuhi piawaian *Malaysia Sustainable Palm Oil* pada tahun 2014, justeru menjadi salah satu syarikat pengeluar minyak sawit terawal yang diiktiraf oleh skim kebangsaan tersebut.


Bagi pihak Lembaga Pengarah, saya ingin merakamkan rasa penghargaan kami kepada semua pemegang saham kerana keyakinan mereka yang berterusan terhadap kami untuk sentiasa mengutamakan kepentingan terbaik mereka. Saya juga ingin memberi kepujian kepada rakan saya dalam Lembaga Pengarah yang saya segani bagi kewibawaan, pertimbangan wajar dan komitmen mereka terhadap piawaian tadbir urus korporat yang baik yang ditunjukkan dalam menjalankan tugas-tugas fidusiari mereka.

Ucapan penghargaan tidak terhingga khususnya kepada pihak pengurusan dan kakitangan Kumpulan kami daripada semua peringkat bagi usaha gigih dan profesionalisme yang diberikan, yang mana tanpanya kemajuan yang dicapai oleh Kumpulan kami sehingga hari ini mungkin tidak tercapai. Pada masa yang sama, ucapan terima kasih yang teristimewa dirakamkan kepada Encik Phang Kong Wong, yang telah bersara sebagai Naib Presiden Eksekutif – Hartanah pada tahun 2014, bagi dedikasi dan sumbangan beliau sepanjang perkhidmatannya selama 31 tahun dengan Kumpulan Genting.

Terima kasih juga ditujukan kepada semua pembekal, pelanggan, sekutu perniagaan dan rakan kongsi Kumpulan kami, serta pihak berkuasa yang mentadbir, badan dan agensi kawalan selia bagi sokongan dan bantuan mereka.

Semoga tahun yang mendatang akan menyaksikan mereka yang berkaitan dengan Genting Plantations Berhad terus cemerlang dan bekerja bersama sebagai satu pasukan untuk membawa Kumpulan kami ke arah kejayaan yang lebih besar.

Terima Kasih.



**JEN. (B) DATO' SERTI DIRAJA TAN SRI  
MOHD ZAHIDI BIN HJ ZAINUDDIN**

Pengerusi

8 Mei 2015

# 主席文告

各位股东，

**我很荣幸地宣布云顶集团将于今年喜迎50周年。在迈入新纪元之际，我们的目标是继续成长，并开拓未来。**

本人谨代表董事部欣然提呈云顶种植有限公司(简称“本公司”)与其子公司(简称“本集团”)截至2014年12月31日的年度报告及已审核的财政报告。

2014年是棕油业相当动荡的一年。

棕油价格在一年伊始展现强劲姿态，并在国内存货水平紧缩、马来西亚与印尼部分地区天气干旱，以及迹象显示厄尔尼诺现象逐渐形成等因素笼罩下，棕油价格在首季大部分时间掀起涨潮。

当时顶尖分析员普遍看好市场前景，因此随后几个月的走势就格外令人大跌眼镜。

棕油价格从3月份的高峰大幅滑落，于8月份探底至近5年半的最低点，在2014年结束时，一反年初时满怀希望的乐观姿态。棕油出口放缓，尤其是中国的期货融资收紧，加上厄尔尼诺风险退减，导致棕油价格下跌。全球大豆收成创下记录，以及原油价格崩盘，也加剧了棕油市场面对的压力。

然而，在行情动荡不定的大环境，本集团仍在2014年交出稳健的表现，达至更强劲的财务业绩且主要营运指标皆有显著改善。

本集团于2014年取得十六亿四千万令吉营运收入，较2013年的十三亿八千万令吉有所增长。扣税前盈利达到五亿一千九百八十万令吉，比前一年的三亿零三十万令吉增加了73%。

种植组业务领航，经调整后扣除利息、税务、折旧与摊销前盈利(简称“EBITDA”)于2014年上扬33%，达到四亿五千四百六十万令吉。农作物产量增加、良好成本控制与优越的营运效率，都是盈利增长的主要推动力。此外，这一年的棕仁油平均价格趋稳，也提供了额外助力。

生产力与效率增强支撑了本集团种植组业务在2014年的整体表现。新鲜棕果串产量连续第五年增长，在2014年达到一百六十六万公吨，比2013年上扬了9%，主要得归功于印尼产量大幅窜升，同时马来西亚产量也适度增长。在这一年，印尼园丘有更多园地开始收成，而现有成熟农作物也进入盛产周期。

集团的新鲜棕果串收益率，虽然因着大量新成熟园地造成稀释效应，导致按年收益率降低，但每公顷土地的收益率仍保持在20公吨以上水平。2014年的平均提油率达到22.1%最佳水平，相比前一年为21.5%。

就棕油产品售价而言，原棕油2014年的每公吨平均价格为二千三百八十六令吉，与前一年的二千三百七十八令吉相差不远，因为年初几个月的高水平，受到了随后月份的跌势所抵消。棕仁油的每公吨平均价格表现较正面，从2013年的一千三百二十四令吉，增加至2014年的一千六百六十七令吉，这主要是因为海燕台风肆虐过后，全球月桂油市场基本因素更趋明朗。

与此同时，产业组在2014年表现尤为杰出，继前一年写下新高后，再接再厉，再创有史以来新高记录。2014年的总销售额创新高，主要是土地销售提高，以及位于柔佛州两大城镇的房产项目持续获得殷切需求所致。产业组的EBITDA也在2014年写下新高，按年增长82%，达到一亿四千一百九十万令吉。

除了种植组与产业组两大支柱作出更高贡献外，本集团的其他业务亦在2014年取得可观增长。生物科技组首度取得营运收入，来自提供基因分型标记检测服务，同时生物柴油销售扬升，协助下游制造业务推高了营运收入。

有鉴于2014年财务业绩改善，并考虑到需要在派发股息回馈股东，以及保留资源支持长期成长之间取得平衡，董事部建议每一50仙普通股享有4仙末期单层股息。此外，我们也派发每股3仙特别单层股息。若在来临股东常年大会获批准，末期股息将让2014年12月31日年度的每股总股息达到10仙，包括特别股息，以及之前派发的每股3仙中期单层股息。

整体而言，2014年是本集团意义非凡的一年，我们在领域与国家层面取得了数项开创性的成就，也赢得了多项卓越奖项。

本集团在这一年值得表扬的“首开先河”成就包括在沙巴新竣工的Genting Jambongan Oil Mill是马来西亚首个零废物排放的榨油厂、ACGT Sdn Bhd建立棕油业首个，也是唯一的高产量基因分型标记检测系统，以及藉着组织合作关系，成立国内首个置换反应生化炼制系统，以生产高性能再生石蜡和特别化学物质。

基于我们在营运与企业各个层面取得卓越表现，本集团于2014年取得了多项国家级的嘉奖荣誉。这些褒奖包括全国职业健康安全卓越奖(National OSH Excellence Awards)种植组别、马来西亚棕油业大奖的最高榨油率、连续第二年获马来西亚投资关系大奖提名为投资者关系最佳公司(中型资本)。

无论是在治理、管理或营运都奉行最佳守则下，本集团致力追求以确保我们业务的价值创造都全面实现。与此同时，本集团持续追求扩张长期增值机会，而2014年也不例外。

本集团于2014年2月以三千三百万令吉完成收购SPC Biodiesel Sdn Bhd。SPC Biodiesel Sdn Bhd在沙巴拿



笃综合棕油工业区(Palm Oil Industrial Cluster)拥有每年产能达十万公吨的生物柴油厂，这是继2011年中收购GBD Holdings Ltd的每年产能达二十万公吨工厂后，本集团第二间位于该工业区的生物柴油厂。

在相关进展下，本集团与美国企业Elevance Renewable Sciences, Inc于2014年7月份以75:25的比例建立合作关系，成立上述的生化炼制厂，这将采用Elevance专有的置换反应技术，以生产再生、高性能的石蜡与特别化学物质，可用于多重的终端产品应用。此生化炼制厂将透过改进本集团现有每年产能达二十万公吨的生物柴油厂来成立，预计将在2017年完成。

在上游业务方面，随着于2014年4月份完成一项企业计划，促成PT Permata Sawit Mandiri成为70%子公司，而其拥有的一万七千公顷位于加里曼丹西部地段进一步扩展本集团在印尼的地库面积。

放眼2015年，本集团的表现很大程度上会与棕油产品价格走向息息相关，而影响棕油产品价格的因素则包括一系列的外围因素，尤其是全球经济前景。

就此而言，全球经济复苏尚未重拾预期的动力，主要经济体的成长前景仍参差不齐。经济成长的下跌风险挥之不去，加上原油价格挫折引起的不稳定性，让商品市场普遍上继续显得步步为营。

虽然如此，无论2015年的市场动力如何，本集团仍全面专注于完成我们的策略计划与承诺，而棕油业务的正前景鞭策着我们保持高昂信心，向前迈进。

棕油已是全球最广泛消费的蔬菜油，随着全球人口增长与富裕水平不断提高，预料在未来许多年仍会不断增加使用量。在这些大趋势下，再加上棕油原本就有着多用途的本质，无论是食用或非食用的用途都极其广泛，预料将持续扩充其用途多元性。

本集团期望藉着果树年龄处于盛产期，加上农作物基因方案处于领先地位，以及下游制造能力陆续迎来高增值活动，这些正面的元素可让本集团从棕油业的光明前景中得益。

此外，马来西亚经济持续发展，本集团准备就绪，谨慎地抓紧接踵而来的商机，以透过房地产发展业务，让位于策略性地点的地库释放其价值。

支撑着本集团业务各个层面的一项共同因素是：承诺要缔造可永续存在的价值，以惠及所有的利益相关者。面对来自各方不一而足的期望，无论是与环境、社区、工作场所或市场有关的，致力于顾及各个方面并取得平衡是引领我们前行的指导原则。

在首屈一指永续发展计划下获得认证，再次印证本集团是负责任的生产商，也就此为我们的利益相关者提供额外保证。因此，云顶种植有限公司最近很荣幸地加入了棕油可永续发展圆桌会议(RSPO)的认证种植业者行列，这是继本集团南马区单位，包括榨油厂与其三个供给园丘通过审计及认证后的成果。只要我们持续遵循这项有时限性认证资格的轨迹，审计工作将陆续有来。

本集团亦通过国际可永续发展与碳认证(简称“ISCC”)严格标准，而获认证为可永续发展棕油生产商。本集团在前一年取得ISCC PLUS认证的首家种植公司，在此荣誉之上，更加荣幸的是，Genting Jambongan Oil Mill于2014年获ISCC遴选为示范榨油厂。本集团的Genting Sabapalm Oil Mill与Genting Sabapalm Estate也于2014年，首个通过审计且符合马来西亚可永续发展棕油(“MSPO”)的标准，成为国家计划中最早一批获得认证的棕油生产商之一。


本人欲代表董事部谨此衷心感谢全体股东对我们的信任，持续委托我们引领本集团前进，并保障股东利益。对董事部同仁，我衷心感激各位秉持诚信、明智判断与承诺执行任务，以确保本集团大小事务都持守企业治理的最高标准。

最崇高的谢意致给本集团全体管理层、雇员与职员。他们个别与集体的辛勤卖力与专业精神的服务，是本集团成功背后的功臣。于此，我们要特别感谢Phang Kong Wong先生。他于2014年卸下执行副总裁—产业组的职务，对于他在云顶集团任职长达31年期间的致力与贡献，我们特别向他表达谢意。

我在此也感谢本集团的供应商、客户、商业友好、合作伙伴，监管当局以及相关当局在这一年来给予的支持与协助。

但愿云顶种植有限公司整个团队持续秉持服务典范，加上全体利益相关者的鼎力支持，本集团未来一年迈向更卓越成就。

谢谢！



**GEN. (R) DATO' SERT DIRAJA TAN SRI  
MOHD ZAHIDI BIN HJ ZAINUDDIN**

主席

2015年5月8日

## BOARD OF DIRECTORS

**MR QUAH CHEK TIN**  
Independent Non-Executive  
Director

**ENCIK MOHD DIN JUSOH**  
Independent Non-Executive  
Director

**GEN. (R) DATO' SERI DIRAJA  
TAN SRI MOHD ZAHIDI BIN HJ  
ZAINUDDIN**  
Chairman/Independent  
Non-Executive Director



### AUDIT COMMITTEE

**GEN. (R) DATO' SERI DIRAJA TAN SRI  
MOHD ZAHIDI BIN HJ ZAINUDDIN**  
Chairman/Independent Non-Executive Director

**ENCIK MOHD DIN JUSOH**  
Member/Independent Non-Executive Director

**LT. GEN. (R) DATO' ABDUL GHANI BIN ABDULLAH**  
Member/Independent Non-Executive Director

**MR QUAH CHEK TIN**  
Member/Independent Non-Executive Director

**MR CHING YEW CHYE**  
Member/Independent Non-Executive Director

**TAN SRI LIM KOK THAY**  
Chief Executive/  
Non-Independent  
Executive Director

**MR LIM KEONG HUI**  
Chief Information Officer/  
Non-Independent  
Executive Director

**LT. GEN. (R) DATO' ABDUL  
GHANI BIN ABDULLAH**  
Independent Non-Executive  
Director

**MR CHING YEW CHYE**  
Independent Non-Executive  
Director



#### **NOMINATION COMMITTEE**

**MR QUAH CHEK TIN**  
Chairman/Independent Non-Executive  
Director

**GEN. (R) DATO' SERI DIRAJA TAN SRI  
MOHD ZAHIDI BIN HJ ZAINUDDIN**  
Member/Independent Non-Executive Director

**LT. GEN. (R) DATO' ABDUL GHANI  
BIN ABDULLAH**  
Member/Independent Non-Executive Director

#### **REMUNERATION COMMITTEE**

**GEN. (R) DATO' SERI DIRAJA TAN SRI  
MOHD ZAHIDI BIN HJ ZAINUDDIN**  
Chairman/Independent Non-Executive Director

**TAN SRI LIM KOK THAY**  
Member/Chief Executive

**ENCIK MOHD DIN JUSOH**  
Member/Independent Non-Executive Director

**MR QUAH CHEK TIN**  
Member/Independent Non-Executive Director

## DIRECTORS' PROFILE



**GEN. (R) DATO' SERI DIRAJA TAN SRI MOHD ZAHIDI BIN HJ ZAINUDDIN**  
Chairman/Independent Non-Executive Director

**Gen. (R) Dato' Seri DiRaja Tan Sri Mohd Zahidi bin Hj Zainuddin** (Malaysian, aged 67), appointed on 1 July 2005, is an Independent Non-Executive Director. He was appointed as the Chairman of the Company on 1 October 2011. He holds a Masters of Science Degree in Defence and Strategic Studies from the Quaid-I-Azam University, Islamabad, Pakistan and had attended the Senior Executive Programme in Harvard University, United States of America in 2002. He is a Fellow of the Malaysian Institute of Management (MIM). He has had a distinguished career in the Malaysian Armed Forces for 38 years 11 months, before retiring from the Force on 30 April 2005. During the period as a professional military officer, he served 6 years 4 months as the Malaysian Chief of Defence Forces from 1 January 1999 and as the Chief of the Malaysian Army for one year from 1 January 1998. Most notable appointments in the Armed Forces held were Aide de Camp (ADC) to His Majesty Yang Di-Pertuan Agong Sultan Azlan Shah, Commander Infantry Brigade, Assistant Chief of Staff Human Resources, Commander of Army Training and Doctrine Command, Deputy Chief of Army and Chief of Army. In international duties, he served as a Military Observer under the United Nations International

Monitoring Group in Iraq after the Iran-Iraq War Ceasefire in 1988/1989. Gen. (R) Dato' Seri DiRaja Tan Sri Mohd Zahidi is the Chairman of Affin Holdings Berhad and Director of Genting Malaysia Berhad, Cahya Mata Sarawak Berhad and Bintulu Port Holdings Berhad.

Gen. (R) Dato' Seri DiRaja Tan Sri Mohd Zahidi was made a Member of Dewan Negara Perak by DYMM Paduka Seri Sultan Perak on 25 November 2006 and is also a Trustee of Yayasan Sultan Azlan Shah.

He was also made a Member of the Malaysian-Indonesian Eminent Persons Group (EPG) elected by the Prime Minister in July 2008. On 23 April 2013, Gen. (R) Dato' Seri DiRaja Tan Sri Mohd Zahidi was appointed as Orang Kaya Bendahara Seri Maharaja Perak Darul Ridzuan by DYMM Paduka Seri Sultan Perak and the Dewan Negara Perak Darul Ridzuan. On 19 April 2014, Gen. (R) Dato' Seri DiRaja Tan Sri Mohd Zahidi was conferred the Darjah Seri Paduka Sultan Azlan Shah (SPSA), which carries the "Datuk Seri DiRaja" by His Royal Highness The Sultan of Perak, Sultan Azlan Shah.





**TAN SRI LIM KOK THAY**

Chief Executive/Non-Independent Executive Director

**Tan Sri Lim Kok Thay** (Malaysian, aged 63), appointed on 29 September 1977, is the Chief Executive and Director. He holds a Bachelor of Science in Civil Engineering from the University of London. He attended the Programme for Management Development of Harvard Business School, Harvard University in 1979. He is a Visiting Professor in the Department of Electrical and Electronic Engineering, Imperial College London and an Honorary Professor of Xiamen University, China.

Tan Sri Lim is the Chairman and Chief Executive of Genting Berhad and Genting Malaysia Berhad; the Executive Chairman of Genting Singapore PLC and Genting UK Plc. He is the Chairman and Chief Executive Officer of Genting Hong Kong Limited (“GENHK”), a company primary listed on the Main Board of The Stock Exchange of Hong Kong Limited and secondary listed on the Main Board of The Singapore Exchange Securities Trading Limited. He is also a Director of Travellers International Hotel Group, Inc.

(“Travellers”), a company listed on the Main Board of The Philippine Stock Exchange, Inc. Travellers is an associated company of GENHK. He joined the Genting Group in 1976 and has since served in various positions within the Group. He is a Founding Member and a Permanent Trustee of The Community Chest, Malaysia. He also sits on the Boards of other Malaysian and foreign companies as well as the Boards of Trustees of several charitable organisations in Malaysia.

For his leadership excellence and significant contributions to the leisure and travel industry, he was named “Travel Entrepreneur of the Year 2009” by Travel Trade Gazette (TTG) Asia, “The Most Influential Person in Asian Gaming 2009” by Inside Asian Gaming, “Asian Leader for Global Leisure and Entertainment Tourism 2011” by Seagull Philippines Inc. and “Lifetime Achievement Award for Corporate Philanthropy 2013” by World Chinese Economic Forum.

## DIRECTORS' PROFILE (cont'd)



### **MR LIM KEONG HUI**

Chief Information Officer/Non-Independent Executive Director

**Mr Lim Keong Hui** (Malaysian, aged 30), appointed on 23 November 2011 as a Non-Independent Non-Executive Director, was redesignated as a Non-Independent Executive Director, following his appointment as the Chief Information Officer of the Company on 1 January 2015. He is a son of Tan Sri Lim Kok Thay, the Chief Executive and Director of the Company. He has also been redesignated as Non-Independent Executive Director of Genting Malaysia Berhad (“GENM”) following his appointment as the Chief Information Officer of GENM on 1 January 2015. He is also a member of the Board of Trustees of Yayasan Lim Goh Tong.

He is a Non-Independent Executive Director of Genting Berhad following his appointment as the Senior Vice President – Business Development on 1 March 2013 until he was redesignated as the Executive Director – Chairman’s Office of Genting Berhad on 1 June 2013 and

assumed additional role as the Chief Information Officer on 1 January 2015. Prior to his appointment as the Senior Vice President – Business Development of Genting Berhad, he was the Senior Vice President - Business Development of Genting Hong Kong Limited (“GENHK”) until he was redesignated as the Executive Director – Chairman’s Office of GENHK following his appointment as an Executive Director of GENHK on 7 June 2013. He is currently the Executive Director – Chairman’s Office and Chief Information Officer of GENHK after taking additional role of Chief Information Officer of GENHK on 1 December 2014. Prior to joining GENHK in 2009, he had embarked on an investment banking career with The Hong Kong and Shanghai Banking Corporation Limited. He holds a Bachelor of Science (Honours) in Computer Science from the Queen Mary, University of London, United Kingdom and a Master’s Degree in International Marketing Management from Regent’s Business School, United Kingdom.



**ENCIK MOHD DIN JUSOH**  
Independent Non-Executive Director

**Encik Mohd Din Jusoh** (Malaysian, aged 71), appointed on 12 June 1980, is an Independent Non-Executive Director. He is a member of the Institute of Chartered Secretaries and Administrators (UK) and had attended a number of senior management courses abroad. He is also the Chairman and/or director of a number of private companies.



**LT. GEN. (R) DATO' ABDUL GHANI BIN ABDULLAH**  
Independent Non-Executive Director

**Lt. Gen. (R) Dato' Abdul Ghani bin Abdullah** (Malaysian, aged 74), appointed on 14 February 1996, was redesignated as an Independent Non-Executive Director on 21 May 2007. Dato' Abdul Ghani has had a distinguished career with the Malaysian Armed Forces for 36 years. He was Field Army Commander before his retirement as a three star general. Prior to that, Dato' Abdul Ghani served in Kuching, Sarawak as Commander of the First Division for East Malaysia and earlier between 1990 and 1993 commanded the Armed Forces' Strategic Division with the rank of Major General. His long army career also saw Dato' Abdul Ghani doing planning and logistics at the Ministry of Defence and attending training programs at the US Army Intelligence School, Defence Services Staff College in India, the Joint Services Staff College in Canberra and the National Defence College in Pakistan. Dato' Abdul Ghani holds a Masters of Science in Defence and Strategic Studies.



**MR QUAH CHEK TIN**  
Independent Non-Executive Director

**Mr Quah Chek Tin** (Malaysian, aged 63), appointed on 19 October 2001, was redesignated as an Independent Non-Executive Director on 8 October 2008. He began his career with Coopers & Lybrand London, before returning to Malaysia. He joined the Genting Group in 1979 and has served in various positions within the Group. He was the Executive Director of Genting Berhad as well as the Executive Director and Chief Operating Officer of Genting Malaysia Berhad prior to his retirement in October 2006. He holds a Bachelor of Science (Honours) in Economics from the London School of Economics and Political Science and is a Fellow of the Institute of Chartered Accountants in England and Wales and a member of the Malaysian Institute of Accountants.

In addition, he sits on the Boards of Genting Malaysia Berhad, Paramount Corporation Berhad, ECS ICT Berhad and Batu Kawan Berhad.



**MR CHING YEW CHYE**  
Independent Non-Executive Director

**Mr Ching Yew Chye** (Malaysian, aged 61), appointed on 23 November 2011, is an Independent Non-Executive Director. He was appointed a member of the Audit Committee on 12 June 2012. He holds an Honours Degree in Computer Science from the University of London. He is a seasoned management and information technology professional with more than 25 years of experience. He held various management positions in Accenture until his retirement in 2007 as a senior partner of Accenture, a global management consulting, technology services and outsourcing company.

During his career with Accenture, he worked primarily with clients in the financial services industry in ASEAN. Major client assignments included strategic information planning, design and implementation of major information technology systems, bank reorganisation and operational integration arising from bank mergers. He is also a director of Petronas Chemicals Group Berhad and HSBC Bank Malaysia Berhad.

**Notes:**

The details of Directors' attendances at Board Meetings are set out in the Corporate Governance Statement on page 42 of this Annual Report.

The details of the Board Committees where certain Directors are also members are set out on pages 10 and 11 of this Annual Report.

Save as disclosed, the above Directors have no family relationship with any Director and/or major shareholder of Genting Plantations Berhad, have no conflict of interest with Genting Plantations Berhad and have not been convicted for any offence within the past ten years.



# MANAGEMENT & CORPORATE INFORMATION

## MANAGEMENT

### **TAN SRI LIM KOK THAY**

Chief Executive

### **MR TAN KONG HAN**

Deputy Chief Executive

### **MR LIM KEONG HUI**

Chief Information Officer

### **MR YONG CHEE KONG**

President & Chief Operating Officer

### **MR TAN WEE KOK**

Chief Financial Officer

### **HAJI ABD HALIM BIN ABD MAJID**

Executive Vice President, Plantation (Malaysia)

### **MR DERRIK KHOO SIN HUAT**

Chief Executive Officer, ACGT Sdn Bhd

### **MR ARUNAN KANDASAMY**

Senior Vice President, Plantation (Indonesia)

### **MR RAYMOND CHONG MING KONG**

Vice President, Property

## CORPORATE INFORMATION

### **GENTING PLANTATIONS BERHAD**

A public limited liability company  
Incorporated and domiciled in Malaysia  
Company No. 34993-X

### **REGISTERED OFFICE**

24th Floor, Wisma Genting  
Jalan Sultan Ismail  
50250 Kuala Lumpur  
Tel : (603) 2178 2288/2333 2288  
Fax : (603) 2161 5304  
E-mail : [gpbinfo@genting.com](mailto:gpbinfo@genting.com)

### **REGISTRARS**

Genting Management and Consultancy Services Sdn Bhd  
24th Floor, Wisma Genting  
Jalan Sultan Ismail  
50250 Kuala Lumpur  
Tel : (603) 2178 2266/2333 2266  
Fax : (603) 2161 5304

### **SECRETARY**

Ms Loh Bee Hong

### **CORPORATE HEAD OFFICE/ PRINCIPAL PLACE OF BUSINESS**

10th Floor, Wisma Genting  
Jalan Sultan Ismail  
50250 Kuala Lumpur  
Tel : (603) 2178 2255/2333 2255  
Fax : (603) 2161 6149

### **STOCK EXCHANGE LISTING**

Main Market of Bursa Malaysia Securities Berhad  
(Listed on 30 August 1982)

Stock Name : GENP

Stock Code : 2291

### **AUDITORS**

PricewaterhouseCoopers  
(Chartered Accountants)

### **INTERNET HOMEPAGE**

[www.gentingplantations.com](http://www.gentingplantations.com)



# CORPORATE DIARY

## 21.02.2014

Announcement of the acquisition by GP Overseas Limited, a wholly-owned subsidiary of Genting Plantations Berhad of the entire equity interest of SPC Biodiesel Sdn Bhd.

## 26.02.2014

Announcement of the Consolidated Unaudited Results of the Group for the fourth quarter and the Audited Results for the financial year ended 31 December 2013.

## 16.04.2014

Announcement of the proposed renewal of authority for the Company to purchase its own shares.

## 07.05.2014

Announcement of the proposed shareholders' mandate for recurrent related party transactions of a revenue or trading nature.

## 19.05.2014

Notice to shareholders of the Thirty-Sixth Annual General Meeting.

## 28.05.2014

Announcement of the Consolidated Unaudited Results of the Group for the first quarter ended 31 March 2014.

## 10.06.2014

Thirty-Sixth Annual General Meeting.

## 11.07.2014

Announcement on the proposed disposal by Genting Plantations Berhad of 72.0 million fully paid-up ordinary shares of RM1.00 each representing 25% of the entire share capital of Genting Integrated Biorefinery Sdn Bhd to Elevance Renewable Sciences Singapore Pte Ltd for a cash consideration of RM72.0 million.

## 27.08.2014

Announcement of the following :

- Consolidated Unaudited Results of the Group for the second quarter ended 30 June 2014.
- Entitlement Date for the Interim Single-Tier Dividend of 3.0 sen per ordinary share of 50 sen each in respect of the financial year ending 31 December 2014.

## 20.11.2014

Announcement of the Consolidated Unaudited Results of the Group for the third quarter ended 30 September 2014.

## 25.02.2015

Announcement of the Consolidated Unaudited Results of the Group for the fourth quarter and the Audited Results for the financial year ended 31 December 2014.

## 07.05.2015

Announcement of the following:

- Proposed renewal of authority for the Company to purchase its own shares.
- Proposed shareholders' mandate for the recurrent related party transactions of a revenue or trading nature.
- Entitlement date of the proposed final single-tier dividend in respect of the financial year ended 31 December 2014.

## DIVIDENDS

	Announcement	Entitlement Date	Payment
2014 Single-tier interim – 3 sen per ordinary share of 50 sen each	27 August 2014	30 September 2014	17 October 2014
2014 Special single-tier – 3 sen per ordinary share of 50 sen each	25 February 2015	12 March 2015	27 March 2015
2014 Proposed final single-tier – 4 sen per ordinary share of 50 sen each	25 February 2015	30 June 2015	20 July 2015*

\* Upon approval of shareholders at the Thirty-Seventh Annual General Meeting

# FINANCIAL HIGHLIGHTS

## REVENUE

**1,642.9 million**

(1,384.0 million in 2013)

## EBITDA

**562.3 million**

(328.4 million in 2013)

## NET PROFIT

**383.8 million**

(219.9 million in 2013)

## MARKET CAPITALISATION

**7.70 billion**

(As at 31 December 2014)

## TOTAL EQUITY

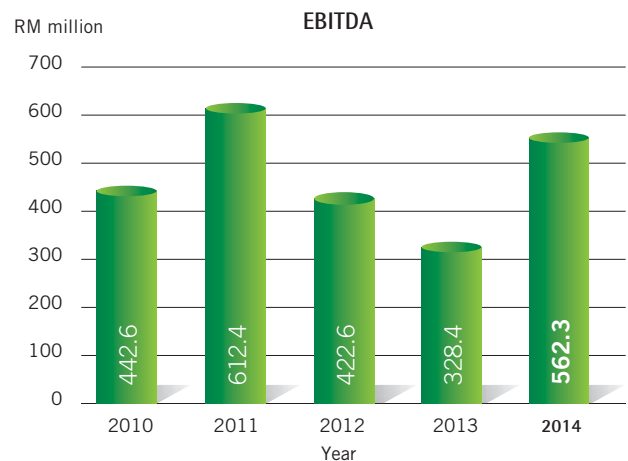
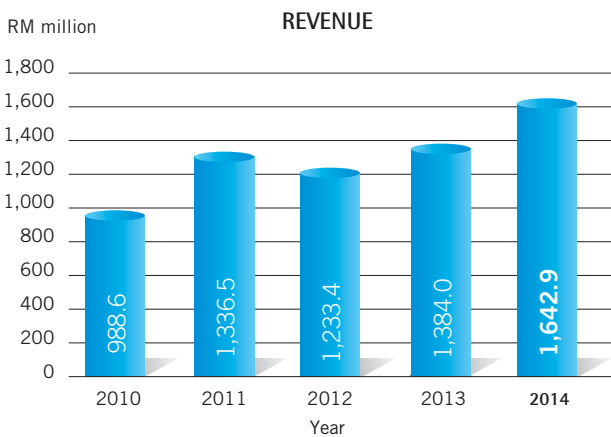
**3.9 billion**

(3.4 billion in 2013)

## TOTAL ASSETS EMPLOYED

**5.6 billion**

(4.9 billion in 2013)



### 2014 GENTING PLANTATIONS SHARE PRICE PERFORMANCE RELATIVE TO FTSE BURSA MALAYSIA KLCI

Normalised data (rebased to 100)



Source - Bloomberg

### TOP 10 BURSA MALAYSIA PLANTATION COMPANIES

Rank	Company Name	Market Capitalisation (RM billion)
1	IOI Corporation Berhad	30.53
2	Kuala Lumpur Kepong Berhad	24.28
3	Felda Global Ventures Holdings Berhad	7.95
4	<b>Genting Plantations Berhad</b>	<b>7.70</b>
5	Batu Kawan Berhad	7.07
6	United Plantations Berhad	5.07
7	Kulim (Malaysia) Berhad	3.98
8	IJM Plantations Berhad	3.19
9	TSH Resources Berhad	3.13
10	Boustead Plantations Berhad	2.32

Sources - Bursa Malaysia & Bloomberg

All figures are in Ringgit Malaysia

# LOCATION OF GROUP PROPERTIES



 **PLANTATION**

 **OIL MILL**

**Peninsular Malaysia**

-  Genting Bukit Sembilan Estate
-  Genting Selama Estate
-  Genting Sepang Estate
-  Genting Tebong Estate
-  Genting Cheng Estate
-  Genting Tanah Merah Estate
-  Genting Sri Gading Estate
-  Genting Sungei Rayat Estate
-  Genting Kulai Besar Estate
-  **Genting Ayer Item Oil Mill**

**Sabah**

-  Genting Sabapalm Estate
-  Genting Indah Estate
-  Genting Permai Estate
-  Genting Kencana Estate
-  Genting Mewah Estate
-  Genting Sekong Estate
-  Genting Suan Lamba Estate
-  Genting Jambongan Estate
-  Genting Tanjung Estate
-  Genting Bahagia Estate
-  Genting Tenegang Estate
-  Genting Landworthy Estate
-  Genting Layang Estate

-  **Genting Sabapalm Oil Mill**
-  **Genting Mewah Oil Mill**
-  **Genting Trushidup Oil Mill**
-  **Genting Indah Oil Mill**
-  **Genting Tanjung Oil Mill**
-  **Genting Jambongan Oil Mill**





PROPERTY

BIOTECHNOLOGY

**Sarawak**

- Serian Palm Oil Mill \*

**Indonesia**

- Mulia Estates
- Abadi Estates
- Surya Estates
- Cemerlang Estates
- Kapuas Estates
- Mangkatip Estate
- Bakuta Estate
- Lamunti Estates
- Mulia Oil Mill
- Golden Hill Oil Mill

**Peninsular Malaysia**

- Genting Indahpura
- Genting Pura Kencana
- Genting Cheng Perdana
- Genting Permaipura
- Johor Premium Outlets® \*

**Peninsular Malaysia**

- ACGT Laboratories
- The Gasoline Tree™  
Experimental Research Station,  
*Jatropha Division*

\* Associate

# MANAGEMENT'S DISCUSSION AND ANALYSIS

## DESCRIPTION OF OUR GROUP'S BUSINESS

Genting Plantations Berhad ("our Group") commenced operations in 1980 and is principally involved in the oil palm plantation business. As at 31 December 2014, our Group has a landbank of about 65,600 hectares in Malaysia and some 179,900 hectares in Indonesia. In addition, our Group also owns seven oil mills in Malaysia and two in Indonesia, with a total milling capacity of 405 metric tonnes per hour.

Genting Plantations has also diversified into property development to unlock the value of our strategically-located landbank and has invested significantly in biotechnology in a major effort to apply genomics to increase crop productivity and sustainability.

## FINANCIAL REVIEW

### Revenue

Our Group's revenue for the 2014 financial year reached a record high of RM1.64 billion representing an increase of 19% year-on-year on the back of improvements registered across all segments mainly from higher fresh fruit bunches ("FFB") production along with higher PK prices, record property sales and higher sales of biodiesel.

	Financial Year ended		
	31 December		
	2014	2013	Change (%)
Average Selling Price/metric tonne (RM)			
CPO	<b>2,386</b>	2,378	-
PK	<b>1,667</b>	1,324	+26
Production for FFB ('000mt)	<b>1,656</b>	1,524	+9

### Costs and Expenses

For the financial year 2014, total cost and expenses before finance cost and share of results in joint ventures and associates was RM1,213.7 million or an increase of RM67.1 million as against RM1,146.6 million incurred in the previous year on account of higher cost of sales notably arising from the increased production by our Group's biodiesel plant in Lahad Datu in line with the higher biodiesel sales during the year. Additionally, our Plantation and Property segments also incurred higher cost of sales following the respective increases in FFB production and property sales. However, the impact was partly cushioned by lower contributions made in support of our Group's social responsibilities as well as lower foreign currency translation loss arising from the weakening of Indonesia Rupiah on our U.S. Dollar denominated borrowings.

### Adjusted EBITDA

Our Group posted an adjusted EBITDA of RM562.3 million in 2014, where the higher contribution from Plantation and Property segments along with lower foreign currency translation loss, underpinned a 71% or RM233.9 million year-on-year improvement.

#### a) Plantation Segment

Plantation-Malaysia registered a 29% increase in adjusted EBITDA from the previous year to RM411.6 million in 2014 on account of higher PK prices and lower manuring costs, in line with lower fertiliser prices, coupled with a mildly positive growth in FFB production.

Plantation-Indonesia's adjusted EBITDA was an 84% improvement year-on-year on the back of higher FFB production, improved operational efficiencies and stronger PK prices.

#### b) Property Segment

Sales of properties rose to a record on the back of higher land sales as well as continued demand for new property offerings thereby boosting our Property segment's adjusted EBITDA to RM141.9 million, representing an 82% increase from the previous year.

#### c) Biotechnology Segment

Our Biotechnology segment marked a key milestone as it recognised its maiden revenue in the financial year 2014, derived from the provision of marker related services for the internal use of our Group's plantation operations. Nonetheless, the wider year-on-year loss was due mainly to the acceleration of its research and development activities ("R&D").

#### d) Others

The lower losses was due to the lower foreign currency translation loss arising from the weakening of Indonesia Rupiah on U.S. Dollar denominated borrowings as well as improved contribution from the biodiesel operation compared to the previous year.

### Other Income

Other income of RM84.2 million was 68% higher year-on-year, mainly due to the combined factors of foreign currency translation coupled with higher proceeds from disposal of property, plant and equipment, interest income from higher cash reserves and sales of FFB from scout harvesting.

## Finance Cost

Our Group's finance cost escalated to RM11.4 million during the year from RM5.0 million in 2013 due to higher borrowing cost expensed out in line with the higher mature area along with the increase in our Group's U.S. Dollar denominated bank borrowings to fund the continued expansion of development activities in Indonesia.

## Taxation

Our Group's effective tax rate for the financial year 2014 was higher than the statutory tax rate mainly due to expenses not deductible for tax purposes and tax losses of certain subsidiaries where deferred tax assets have not been recognised, but partly mitigated by the utilisation of tax incentives.

## Profit Attributable to Equity Holders of the Company

Profit attributable to equity holders of the Company and earnings per share of our Group were higher year-on-year by 66% and 64% at RM377.2 million and 49.3 sen respectively.

## Liquidity and Capital Resources

As at 31 December 2014, our Group's cash and cash equivalents of RM1.1 billion were 30% higher than the end of the previous year, underpinned by the net effects of the following during the year:

- (a) Net cash generated from operating activities of RM491.3 million mainly from stronger operating cash flows from both the Plantation and Property segments;
- (b) An amount of RM417.8 million was expended on investing activities for our Group's capital expenditure requirements. In addition, our Group also invested RM33.0 million on the acquisition of the entire equity interest of SPC Biodiesel Sdn Bhd. These outflows were partly cushioned by the interest income received of RM32.0 million and the net proceed received from the divestment of 25% equity interest in one of our Group's subsidiary, Genting Integrated Biorefinery Sdn Bhd, during the year amounting to RM31.8 million;
- (c) An additional RM107.8 million of U.S. Dollar denominated bank borrowings was utilised to finance our Group's planting activities and construction of palm oil processing facilities in Indonesia. That aside, our Group derived proceeds from the issuance of shares upon exercise of warrants amounting to RM89.9 million. These inflows were partially offset by the payment of our Group's interim dividend and finance cost of RM23.1 million and RM22.2 million respectively.

## Gearing

The gearing ratio of our Group as at 31 December 2014 of 19.8% was a slight increase from the level a year ago of 19.4% due to the higher borrowings to fund the expansion in Indonesia. The gearing ratio is calculated as total debt divided by total capital where the total debt is calculated as total borrowings (including "short term and long term borrowings" as shown in the statements of financial position). Total capital is calculated as the sum of total equity plus total debt.

## Prospects

Our Group's performance in 2015 will be influenced by, among others, the direction of palm product prices, crop production trends, demand for our Group's properties and input cost factors.

The supply and demand dynamics of the global edible oils industry will continue to be the key drivers of palm oil price direction in the upcoming year. These, in turn, are influenced by the weather patterns, the regulatory environment and global economic prospects, as well as factors such as market sentiment and currency exchange rates. Furthermore, significant shifts in the price spread between crude oil and edible oils may determine the economic feasibility of discretionary biodiesel use, thus potentially influencing market direction.

Still, market conditions notwithstanding, our Group anticipates that Plantation-Indonesia will continue to be instrumental in driving production growth for the year in view of the segment's younger age profile compared with the Malaysian estates, which have mostly reached prime production age with steadier yield trend.

For the Property segment, our Group is cognizant of recent concerns about signs of possible oversupply in the Iskandar region, and will remain focused on its core strength of offering affordable housing and properties that are well-aligned to market requirements in the flagship Genting Indahpura township.

The Biotechnology segment will continue to carry out marker related services in support of our Group's plantation operations whilst enhancing and leveraging its R&D capabilities for the application of its crop improvement solutions.



# OPERATIONAL REVIEW



1. Genting Tanah Merah Estate, Johor  
2-4. Mechanisation systems implemented by our Group to reduce labour dependency include harvesting with motorised cutters, and mechanically-assisted fertiliser application and FFB evacuation

## Plantation – Malaysia

Global commodity markets were confronted by many adversities in 2014. For palm oil, it was no different.

The year saw sharp swings in crude palm oil (“CPO”) prices, which rallied to 1½-year highs only to then slump to 5½-year lows, all within a matter of months. Bumper world soybean production, a crash in crude mineral oil prices and softer palm oil demand from major consumers like China were but some of the factors that weighed on the market.

Weather conditions spanned the two extremes in 2014, going from a drought in the early months to heavy monsoon rains that caused severe flooding at year-end. Peninsular Malaysia bore the brunt of these acute conditions.

Yet, against this volatile backdrop, the Plantation – Malaysia Division delivered a better financial performance for the year. Revenue improved 2% to RM991.4 million in 2014 compared with RM973.7 million a year earlier while EBITDA rose to RM411.6 million, up 29% from RM318.8 million in the previous year.

The results were substantially boosted by a slight overall growth in the production of fresh fruit bunches (“FFB”), along with reduced production costs due to lower fertiliser prices and higher average achieved palm kernel (“PK”) prices.

For 2014, our Group’s achieved average CPO price in Malaysia was little changed from 2013. The firmer levels that prevailed in the early part of the year when market fundamentals were more favourable helped offset the impact of the downturn in the months that followed.

Likewise, although PK prices also declined sharply in the latter part of the year, the downtrend was more than compensated for by a particularly bullish showing during the early months amid tight global lauric oils supply in the wake of Typhoon Haiyan’s effects on Philippine coconut oil production. As a result, our Group’s achieved average palm kernel price for 2014 was 26% higher than the previous year’s level.

Key operating indicators were better across the board for the Plantation-Malaysia Division in 2014.

FFB production grew approximately 1% to 1.35 million mt from 1.34 million mt in the previous year. A weather-induced decline in production from our Group’s Peninsular Malaysia estates was outweighed by increased output in Sabah driven by an expansion in yields.

Despite less favourable weather conditions, our Group attained a moderately higher overall FFB yield of 23.5 mt per hectare in Malaysia compared with 23.3 mt per hectare in 2013. The oil extraction rate (“OER”) achieved by our Group’s Malaysian oil mills also increased in 2014, reaching an all-time high of 21.8% against 21.2% in the previous year.





5. Genting Jambongan Oil Mill is an automated oil mill and our Group's first zero discharge oil mill  
 6. Compost Plant  
 7 & 8. Mill automation system in operation

One oil mill in particular, Genting Indah Oil Mill, stood out for its performance in 2014 and was recognised by the Malaysian Palm Oil Board with the Malaysian Palm Oil Industry Awards 2013/2014 for the Highest OER category.

The productivity and efficiency gains achieved are encouraging validation of the many initiatives implemented at our Group to propel operational excellence. Indeed, the theme of 'driving innovation and productivity to meet industry challenges' continued to be our Group's motto in 2014.

On the estate front, our Group pressed on further in the adoption of innovations oriented towards the mechanisation of key processes to help reduce labour dependence. These range from the use of motorised cutters for harvesting to bins for crop evacuation to the application of mechanically-assisted spraying, mechanically-assisted fertiliser application, mechanically-assisted collection, as well as to the roll-out of customised in-house fabricated equipment.

Complementing the mechanisation thrust is the constant commitment to apply the best practices in agriculture. In 2014, two additional estates were certified to the Malaysian Palm Oil Board's Code of Good Agricultural Practice. With that, more than 90% of our Group's estates in Malaysia have secured certification.

In the same vein, our Group's oil mills have also been proactive in embracing innovation. Investments continue to be made in new technologies and upgrades to keep our Group at the forefront of operating efficiency and sustainability.

The commissioning of Genting Jambongan Oil Mill in 2014 set a new benchmark in eco-friendly processing practices. The 20-mt per hour oil mill is the country's first mill with zero waste discharge, an achievement made possible through specially-designed 'green' features capable of reducing effluent generation and converting all mill wastes into biofertiliser.

The newly-built Genting Jambongan Oil Mill aside, our Group's oil mills in Malaysia maintained their certification to the leading national and international standards, namely ISO 14001:2004 Environmental Management System, OSHAS 18001:2007 Occupational Health and Safety Management System, MS 1722:2011, ISO 9001:2008 Quality Management System, and MPOB Code of Good Milling Practice. Genting Jambongan Oil Mill is in the process of securing the relevant certifications.

As at 31 December 2014, our Group had total area under oil palm in Malaysia of 59,255 hectares and 7 oil mills with combined capacity of 285 mt per hour.

## OPERATIONAL REVIEW (cont'd)



1. Nursery at Lamunti Estates, Kalimantan Tengah
2. Ongoing construction of our Group's third oil mill in Kalimantan Tengah, Indonesia
3. Housing and living amenities provided by our Group

### Plantation – Indonesia

2014 was another positive year for our Group's growing Indonesian operations.

The Plantation – Indonesia Division registered EBITDA of RM43.1 million, up 84% from RM23.4 million in 2013. The increase was mainly underpinned by higher crop production, improved operational efficiencies and stronger PK prices.

Total FFB production from our Group's estates in Indonesia grew 66% year-on-year to over 307,000 mt in 2014 as more planted areas were brought into harvesting while existing mature areas progressed into higher yielding brackets.

As anticipated, the addition of sizeable newly-mature areas to the production base diluted overall FFB yield to 11.7 mt per hectare in 2014 compared with 13.8 mt per hectare in 2013. However, oil extraction rate improved to 24.1% from 23.9% in the previous year.

With much of our Group's attention in 2014 focused on addressing outstanding matters related to Roundtable on Sustainable Palm Oil requirements and on other stakeholder engagement efforts at the local level, plantation development activities slowed down somewhat. As a result, total planted area, comprising nucleus and plasma, grew a modest 6% for the year.

Construction of a new oil mill, which will be our Group's second in Kalimantan Tengah and third in Indonesia, progressed further in 2014 and is on track to be completed by 2016.

Maintaining a harmonious rapport with surrounding communities remained foremost on the agenda during the past year, as demonstrated by the ongoing support rendered, such as for medical, educational and cultural causes, and the upholding of our Group's plasma scheme commitments.

At the same time, priority also continued to be placed on the wellbeing of workers and their dependents, with adequate housing and living amenities provided for their comfort and convenience.

As at 31 December 2014, our Group had a total planted area of 69,008 hectares and 2 oil mills with combined capacity of 120 mt per hour in Indonesia.



Genting Indahpura, Johor

1. 2.5-storey link bungalows at Raintree Residences
2. Double-storey shop offices at Precinct 29

Genting Pura Kencana, Johor

3. Double-storey link bungalows
4. Double-storey shop house (Phase 3)
5. Club House

6. Johor Premium Outlets®

## Property

In 2014, the Malaysian housing and property market was mildly positive overall, largely driven by local demand. Still, stricter bank lending criteria and an overall increase in construction cost were among the challenges that property developers had to contend with during the year.

Notwithstanding external developments, our Group's Property Division delivered a commendable performance, registering significant improvements in revenue and earnings. Revenue reached RM371.9 million in 2014, an increase of 37% from the RM270.6 million registered in 2013. EBITDA jumped 82% to RM141.9 million from RM78.1 million in the previous year.

The better financial results came amid a surge in property sales on the back of higher sales of land along with sustained demand for new property offerings. Sales rose 29% from the

previous year to hit a new record high of RM366.1 million in 2014.

Our Group's flagship development, Genting Indahpura, in Kulaijaya, Johor, was again the biggest contributor, racking up total sales amounting to RM304.2 million. About half the sales were generated mainly from commercial, residential and industrial properties, with the rest coming from sales of industrial and commercial land.

Elsewhere, Genting Pura Kencana, in Sri Gading, Batu Pahat, Johor, recorded RM61.3 million in sales, mainly derived from commercial and residential properties.

Meanwhile, Johor Premium Outlets® continued to perform well, achieving positive growth in 2014.



## OPERATIONAL REVIEW (cont'd)



R&D activities at ACGT Laboratories

### Biotechnology

The Biotechnology Division is preparing to ramp up its commercialising initiatives and intensify its research and development (“R&D”) activities. The Division comprises the technology-based ACGT Sdn Bhd (“ACGT”) and Genting Green Tech Sdn Bhd (“GGT”), its seed-producing partner.

ACGT is taking advantage of having successfully completed sequencing three genomes; namely two oil-bearing plants - the oil palm and jatropha, and *Ganoderma boninense*, the fungal causal agent of basal stem rot disease fatal to oil palm. These genomes are important cores of ACGT’s R&D programme and have led to the creation of ACGT’s Titanium Platform Technology, the industry’s most-complete oil palm reference genome.

The intensification of R&D activities has helped ACGT identify DNA markers related to oil palm yield potential and other traits. Extensive field trials, both with internal and external partners, are validating the reliability and consistency of these markers. Such activities have enabled ACGT a step closer towards realising its commercialisation plan.

The successes in R&D have helped shape ACGT’s Genotyping Laboratory or gLab, the world’s first high-throughput genotyping platform to further advance the development of superior oil palm planting materials. Genotyping is a process to determine the differences in genetic make-up of organisms, in this case the oil palm. gLab commenced operation in-mid 2014.

The establishment of gLab is the direct result of the ACGT - DuPont Global Collaboratory Research Collaboration, signed 3 December 2012. This collaboration has allowed ACGT to select, adapt and be trained on DuPont Pioneer’s crop screening technology to create solutions answering the oil palm industry’s demands for planting materials with higher yield characteristics. DuPont Pioneer is part of DuPont, a world-recognised leader in science with 200 years of proven track-record and presence in more than 90 countries.

Another example is ACGT’s *Ganoderma* research programme. *Ganoderma* causes “basal stem rot”, a fatal oil palm disease. ACGT is continuously expanding its *Ganoderma* collection and genome sequencing efforts. Such efforts are important as these enable the development of diagnostic kits which can rapidly detect and identify *Ganoderma* in the field.

ACGT is also formulating several types of *Ganoderma* control agents. These *Ganoderma* control agents offer environmentally-friendly ways to contain the spread of *Ganoderma* in the oil palm estates. It will help oil palm plantation operators safeguard the economic value of their assets.

Other products in ACGT’s commercialisation pipeline include environment-friendly bio-fertilisers for oil palm. These bio-fertilisers contain Plant Growth-Promoting Microbes (“PGPM”) which encourage plant growth by increasing the availability of primary nutrients and boost its natural immunity system to increase its tolerance to diseases. It is envisaged such products will pave the way to a more sustainable way of oil palm cultivation.

ACGT is also continuously researching to realise The Gasoline Tree™ vision, which sees non-food crops used as primary source to produce oil or biomass, which can be converted to fuel.

Similarly, ACGT’s sister company GGT continues to make good progress. GGT’s collaboration with the Department of Agriculture Sabah on the Joint Marker Assisted Oil Palm Breeding Programme is progressing well and continues to show promising results.

Another highlight is the GGT - ACGT - IJM Plantations Berhad’s High Yielding Oil Palm project. This effort is geared towards identifying and validating oil palm yield markers using DNA markers mined from ACGT’s Titanium Platform Technology. This project is progressing well with field planting on a 5-hectare trial area scheduled in 2015.

GGT has also increased its resources with the addition of its new research station in Sandakan, Sabah, which was fully operational by end of 2014. This complements the oil palm breeding efforts at its first research station in Tangkak, Johor. Both stations are progressing well using Marker-Assisted Breeding innovations in GGT’s superior oil palm breeding and seed production programme.

Both ACGT and GGT were accorded BioNexus status by the Malaysian Biotechnology Corporation Sdn Bhd in 2006 and 2009 respectively.



# SUSTAINABILITY REPORT





# SUSTAINABILITY REPORT



World population growth and rising affluence levels and their ramifications on the future of global resource sufficiency have been the subject of much deliberation between government, business and civil society.

As the most productive crop valued for its highly versatile oil, the oil palm has what it takes to be a meaningful part of the equation in meeting the world's need for a sustainable and cost-effective food and industrial resource. In fact, palm oil is already the most widely-consumed vegetable oil on the planet today.

Inevitably, with palm oil's ubiquity comes the added call for its extensive global supply chain to be held to the highest standards of sustainability. In taking up the mantle of being a solution to the global resource security challenge, palm oil is expected to be produced, handled and consumed in an economically-viable, socially-responsible and environmentally-conscious manner.

At Genting Plantations Berhad, we are fully cognizant of these sustainability imperatives.

We aspire to achieve a balanced integration of ethical, social, environmental and economic considerations in the way we conduct our business to create sustainable long-term value for our stakeholders.

Our core commitments are embodied in a comprehensive sustainability agenda that is translated into action through constructive stakeholder engagement in the four streams of Environment, Community, Workplace and Marketplace. We regard each stakeholder quadrant with equal measure, continuously striving to bring their diverse interests into unison to foster mutually-beneficial values.

## Sustainable palm oil certification

Sustainability is a broad, holistic priority that runs the whole gamut of business practices and operations. Certification, therefore, is not the be all and end all of sustainability. Nevertheless, we see certification as essential in providing tangible and credible assurance that our goods meet quality and safety standards and are ethically and responsibly produced.

Our Group's oil mills and estates in Malaysia have been fully certified to the International Sustainability and Carbon Certification system, encompassing ISCC EU, which is used to demonstrate sustainability and traceability of biomass and bioenergy feedstock, and ISCC PLUS, which covers food, feed, chemical and other applications. Our biodiesel plants in Lahad Datu, Sabah, are also ISCC EU certified.



Among the good agricultural practices adopted by our Group  
 1 & 2. Good establishment of soft grasses and cover crops to reduce soil erosion  
 3 & 4. Integrated pest management to reduce use of pesticides

As a grower that is still in an expansionary phase, our Group requires a certification scheme that is conducive to achieving an equilibrium between meeting the development milestones of our business on one hand and upholding environmental, ethical and social considerations on the other. The ISCC system is thus deemed suitable as it is one of the most progressive set of sustainability standards covering aspects such as reduction of GHG emissions, sustainable use of land, protection of biodiversity and social accountability.

In 2014, our Malaysian operating units underwent annual ISCC re-certification. Genting Jambongan Oil Mill, our Group's newest oil mill completed during the year, became the latest addition to the list of ISCC-certified units. More notably, Genting Jambongan Oil Mill's status as the first such facility in the country to have a fully zero discharge system with an organic composting plant has since earned the mill the recognition of being selected as ISCC's case study for Malaysia.

ISCC certification provides important validation of our sustainability approach and has opened up new markets that would otherwise have not been accessible to our products. Moreover, it has helped generate greater sustainability awareness and added impetus in our Group's implementation of Good Agricultural Practices, Environment, Safety and Health systems as well as Green House Gas emission reduction initiatives.

The Roundtable on Sustainable Palm Oil ("RSPO") is another leading sustainability certification system on our agenda. Our Group has been a member of the multi-stakeholder organisation since its formal establishment in 2004.

Extensive progress was made in 2014 in advancing from readiness to successful completion of our maiden RSPO certification exercise, although the journey did not go completely without a hitch.

Subsequent to a complaint filed by a non-governmental organisation on our Group's plantation development activities in Indonesia vis-à-vis RSPO's New Planting Procedures ("NPP"), our Group was informed by the RSPO in April 2014 of the imposition of a suspension of membership and a stop-work order. Accordingly, our Group promptly took appropriate action to ensure submissions of all required NPP documents were in order.

Consistent with our practice of building mutual understanding through constructive stakeholder engagement, our Group then held consultations with various NGOs on concerns that were raised in follow-up to our NPP submissions, agreeing to work together on various initiatives towards achieving the desired outcomes.

In light of the steps taken, our Group's membership in the RSPO was reinstated by September and restrictions on planting works duly lifted.



## SUSTAINABILITY REPORT (cont'd)



1 & 2. Our Group's oil mills and biodiesel plants are ISCC-certified units. Featured here are (from left to right) Genting Ayer Item Oil Mill, Johor, and biodiesel plant at POIC Lahad Datu, Sabah

3 & 4. Genting Sabapalm Estate and Genting Sabapalm Oil Mill - the first oil mill and estate to secure the Malaysian Sustainable Palm Oil certification

Since then, efforts towards RSPO certification has culminated in our Group's Southern Region operations, comprising Genting Ayer Item Oil Mill and its supplying estates, becoming the first unit in our Group to be successfully audited and certified to the RSPO's Principles and Criteria (2008).

A time-bound RSPO certification plan that runs from 2014 to 2023 to cover all operating units in Malaysia and Indonesia has been proposed. The plan includes certification for all smallholders supplying to our Group's oil mills.

As part of our commitment in ensuring that our Group's practices are consistently aligned to the standards stipulated under the leading systems, including the RSPO, appropriate sustainability policies have been established and adopted, such as Sustainability Policy, Environmental Policy, People Policy, Sexual Harassment Policy and Zero Burning Policy.

Processes and procedures have also been established in line with the principles of RSPO and other international and national sustainability standards. These include environmental and social management procedures, as well as standard operating procedures for new land development, where developments are required to be preceded and guided by third party independent assessments on environmental aspects and impacts for High Conservation Values ("HCV"), Social & Environmental Impact, Land Use Change and Carbon Stock.

In addressing social and Free Prior Informed Consent principles, procedures are in place to provide mechanisms for effective consultation and participation of relevant stakeholders and local communities in development plans. Key guidelines covered under the procedures pertain to negotiations, compensations and handling of land matters, including Native Customary Rights, Dispute Settlement Facility and Mediation options, as well as to the handling of stakeholder complaints and grievances under the auspices of RSPO.

Meanwhile, best practices for managing difficult soils such as peat are prescribed in our Group's internally-developed 'Oil Palm Manual', including avoiding future cultivation on peat and instituting management plans for pre-existing peat plantings to ensure effective water management and appropriate nutrient management. As for greenhouse gas emissions, our Group continues to be guided by the prevailing requirements of the relevant sustainability standards. A move towards lower carbon emissions through the adoption of innovations that promote methane avoidance and renewable energy use has already been underway at our Group -- the zero-discharge and composting system at Genting Jambongan Oil Mill being a case in point.

Alongside the progress made in being certified to international standards, our Group also marked a productive year in 2014 on the national certification front.



Our Group emerged as among the first plantation companies in Malaysia to secure the Malaysian Sustainable Palm Oil certification after Genting Sabapalm Oil Mill and Genting Sabapalm Estate were successfully certified to the newly-established scheme.

In Indonesia, our Group's operating units continued to move forward in implementing the standards of Indonesian Sustainable Palm Oil to the extent that PT Sepanjang Intisurya Mulia group of estates and oil mill had been successfully audited by end-2014 and is now awaiting formal certification.

## Environment

As our business activities are closely associated with natural resources, we recognise the importance of practising responsible stewardship of the environment and strive to adhere to the principles of sustainable development for the benefit of present and future generations.

Commercial oil palm cultivation and care for the environment need not be mutually-exclusive pursuits. Instead, the two can, and should, go hand-in-hand in forging a secure and sustainable future. By taking care of the environment, we can contribute to the continuation of the natural ecological diversity that is essential for the wellbeing of all life on earth, oil palms included.

In short, our duty to environmentally-sustainable development entails the productive use of land to satisfy the world's growing need for renewable resources while affirming the earth's natural values and the need to protect them.

These fundamental tenets are translated into actionable outcomes through a systematic sustainability strategy aimed at ensuring that all our Group's actions are taken with due conscientiousness for the environment. Policies and procedures are in place to provide the necessary safeguards



Compost turning to improve aeration and evaporation at Genting Jambongan compost plant

to minimise, if not altogether avoid, any potential risks to the environment from our Group's operations.

One of the cornerstones of our approach in mitigating impacts on the environment is the adoption of best-in-class standards of practice. We prefer certifiable standards that can provide assurance of product consistency and performance efficiency of our operating units.

As at the end of 2014, all but two of our Group's oil palm estates in Malaysia were certified to Malaysian Palm Oil Board's ("MPOB") Code of Good Agricultural Practice, while MPOB Code of Good Milling Practice certification had been secured by all our Malaysian oil mills, with the exception of the newly-completed Genting Jambongan Oil Mill.

Additionally, the environmental, health and safety, and quality management systems implemented at our Group's Malaysian oil mills are certified to global standards, such as ISO 14001:2004 Environmental Management System, OHSAS 18001:2007 Occupational Health and Safety Management System and ISO 9001:2008 Quality Management System.

Palm oil and the environment are two themes that are frequently juxtaposed and it is understandable why. The oil palm is a tropical plant that flourishes in the same regions that are also home to some of the world's most biologically-diverse ecosystems. Inevitably, commercial growers, therefore, have a responsibility to carry out development activities with extra care and vigilance to prevent any undue risks on the environment.

In this regard, our Group embarks on prospective new development projects with thorough attention to the standards prescribed by the leading sustainability schemes. As part of standard operating procedure, independent third party assessments are conducted on high conservation values, environmental impact, land use change and carbon stock, with the findings of the studies then incorporated into eventual development plans.

Any illegal clearing of land is strictly prohibited. Moreover, areas with significant biodiversity values within our Group's landholdings that are assessed as HCV are set aside. This commitment to the preservation of high conservation value forests is a practice that goes back to our Group's early days, as evident in the Baha and Bahagia wildlife sanctuaries maintained within the Tenegang group of estates in Sabah.

In matters beyond our core expertise, such as incidences of endangered, rare or threatened species straying into our plantation areas, relevant experts like the local wildlife authorities are called in to help ensure appropriate steps are taken.

## SUSTAINABILITY REPORT (cont'd)



Zero water dilution system to minimise waste generation at Genting Jambongan Oil Mill

Opportunities for our Group to participate meaningfully in collaborative rehabilitation projects are also welcomed. Along the Tenegang Besar River, one of the main tributaries of the Kinabatangan in Sabah, which is home to one of the world's largest and most diverse floodplains, our Group continues to carry out reforestation work over an 86.5-hectare area that has been set aside. Dating back to 1999, the project was part of a larger WWF-initiated forest corridor programme, of which our Group was the first plantation company to join.

Difficult soils such as peat are managed in accordance with our 'Oil Palm Manual'. Future peat plantings are to be avoided. For pre-existing plantings on peat, appropriate management plans to prevent peat subsidence and to improve yields are in place. These include effective water management and appropriate nutrient management.

Across our Group's estates and oil mills, best practices intended to protect the wellbeing of the environment have been well and truly assimilated into the daily operational routine.

A formal zero burning policy expressly prohibits open burning for land clearing or any other purpose disallowed under the applicable national regulations.

To deal with unforeseen incidences of fire outbreaks during the dry season, dedicated emergency response teams to fight and bring such fires under control are set up at all operating units. Fire drill exercises and training are routinely conducted to enhance awareness of fire prevention and control measures.

No environment protection commitment is complete without responsible waste management at its core. At our Group, all types of waste products, including domestic waste, agricultural waste, biomass or by-products generated by operating units, if not recycled, are required to be disposed of safely and appropriately.



Membrane bioreactor plant treats palm oil mill effluents to ensure biochemical oxygen demand are at permissible levels.

The recycling of biomass represents a multi-faceted value proposition for our Group as it delivers a variety of economic benefits while providing multiple environmental advantages. Biomass is applied as fertiliser in the fields and as renewable fuel for oil mill boilers for power generation. In so doing, good waste management practices are promoted and at the same time, energy self-sufficiency is enhanced, thus resulting in input-cost savings.

Recycling aside, the proper handling of waste is another fundamental feature of good waste management on the whole. Our Group is careful and takes all necessary precautions to prevent any harmful or hazardous substances from being released into the environment.

Advanced effluent treatment systems installed at our Group's oil mills, along with performance improvement measures continuously instituted, help ensure that final discharge quality meets strict environmental standards. Wherever suitable, treated effluents are channelled to the fields as organic nutrients and for land irrigation. The presence of migratory birds at the effluent ponds of our Group's oil mills attests to the environmental quality and safety standards that are being achieved.

Increasingly, our Group is moving towards minimising carbon footprint in the future by investing in new technologies, such as milling innovations for emission reduction, methane avoidance and renewable energy use. One example is our Group's operations in Pulau Jambongan, which features a zero discharge oil mill with a composting plant that converts by-products from the mill into biofertilisers for the needs of the supplying estate.

Sustainability in agriculture would be best served by maximising crop yield per unit of land, more so as arable land becomes scarcer. Often, raising crop productivity would entail the use of inputs like agrochemicals. If properly and responsibly administered, agrochemicals do not necessarily



Water management using flood gates (left) and perimeter bunding with retention pond (right)

pose an imminent or undue threat to the environment. Nevertheless, our Group constantly looks to minimise agrochemical use in our plantation operations by applying organic substitutes where available, not just for environmental risk mitigation reasons, but also for the resultant cost-savings.

In controlling pests, an integrated pest management approach including the deployment of biological control agents is favoured over the use of pesticides. The introduction of barn owls in estates to suppress rat population and the placement of pheromone traps to capture rhinoceros beetles are among methods that have proven effective over the years in reducing pest damage to crops.

Substitution of chemical fertilisers with nutrient-rich organic alternatives such as empty fruit bunches and treated palm oil mill effluents is also common practice in our estates.

For any organisation to be effective in delivering on its sustainability commitments, it would need the full weight of all its people and stakeholders behind it. Recognising this, our Group endeavours to foster a culture of shared responsibility among employees through regular communications, awareness campaigns, training and education. Supporting global campaigns such as the WWF's Earth Hour is also among practical steps taken at our Group to raise environmental awareness.

Ultimately, the crux of sustainability, we believe, goes beyond green business practices and lies in coming up with lasting solutions to the most critical long-term challenges. For the palm oil sector, this means addressing the need to raise production adequately to satisfy growing global demand without adding to land and resource pressures. At our Group, we are convinced that science holds the key in solving this pressing question.

Through our pioneering research and development works in biotechnology, we are hopeful of unlocking the full potential of the oil palm. When the sought-after quantum leap in oil

palm productivity is realised, land use efficiency will increase many times over, reinforcing palm oil's status as the world's leading renewable source for food, fuel, chemicals and other applications.

## Community

We seek to build mutually beneficial relationships with the communities where we operate and with society at large through active engagement.

Our involvement in the enterprise of growing oil palm has brought us to the rural regions of Malaysia and Indonesia, placing us at the doorstep of often-isolated communities. We recognise that our presence in these remote localities have accorded us rare opportunities for substantive engagement with the local folks to improve their collective livelihoods.

Building a lasting spirit of mutual trust and understanding with the community comes with time and commitment, but a vital first step is in establishing a meaningful rapport through open communication.

Towards this end, our Group pursues ongoing consultations with local communities by holding regular meet-ups and dialogue sessions.

The development and operations of plantations are carried out, first of all, in accordance with prevailing local laws and regulations. Equally, due regard is given to local cultural norms and social customs. More importantly, procedures are in place to ensure the participation and consultation of relevant stakeholders and local communities in our development plans. These comprehensive procedures cover, among other things, the handling of land disputes and related resolution and compensation, native customary rights, as well as dispute settlement facility and mediation. The procedures also provide for complaints and grievances to be addressed in a systematic, timely and transparent manner.

For rural communities, our Group's investments and activities can bring positive spillover benefits that may not otherwise be available to them, such as opportunities to earn steady incomes. In filling job vacancies and offering contract works, priority is given to local area talents.

In Indonesia, our Group is fully committed to the development of plantations under the plasma scheme as the assistance programme has proven beneficial for the wellbeing of local small landholders. More plasma development was carried out by our Group in 2014, complemented by ongoing efforts to enhance goodwill and cooperation with plasma farmers through regular consultative meetings.

## SUSTAINABILITY REPORT (cont'd)

Our Group's presence in the rural interiors brings more than just jobs. Infrastructure and amenities such as roads and bridges that are built and maintained as part our Group's development help improve accessibility and connectivity of these remote areas.



Consultative session with stakeholders

Our engagement with local communities goes beyond merely economic facets, recognising that the practice of cultural traditions and spiritual beliefs are just as essential to the overall wellbeing of the community. Our Group frequently provides financial support and participates in the observance of festivals and religious celebrations at the local villages in areas where we operate.

The same goes for our Group's property townships. Celebration of cultural and religious festivals, sports tournament, carnivals and other family-oriented events are organised by our Group to forge greater community spirit among residents and promote healthy, balanced lifestyles.

Education is one element of community outreach that resonates especially strongly with us. As the primary enabler of socio-economic advancement, poverty alleviation and the empowerment of society, education is certainly deserving of added emphasis.

Our support for education is focused on Malaysia and Indonesia, reflecting the geographical spread of our operations. At the general level, assistance in cash and kind is regularly extended to local schools of all types and levels, from primary to secondary, as well as to deserving students as needs arise.

We agree with the declaration that every child has a fundamental right to education. Our efforts to bring educational opportunities to underprivileged children has seen us collaborating with the non-profit Borneo Child Aid Society through the provision of funds and assistance for the building, upkeep and running of Humana learning centres in

Sabah. Through the eight Humana schools we support, basic education has been made possible for hundreds of children who would have otherwise been denied access to due to distance, poverty or legal status.

Playing the crucial role as breeding grounds for the leaders of tomorrow, tertiary institutions are fittingly another focal point of our initiatives in education.



Tan Sri Lim Goh Tong Endowment Fund (TSLGT) 2014  
– Presentation of scholarship ceremony at Universiti Putra Malaysia

In Malaysia, our Group, through the Tan Sri (Dr.) Lim Goh Tong Endowment Fund, has been working with Universiti Putra Malaysia, one of the nation's premier universities reputed for its agriculture programme. The Fund grants scholarships to deserving undergraduates pursuing agriculture studies and provides funding for the university's research activities and other education programmes.

In Indonesia, our Group regularly extends scholarships to selected needy students for tertiary studies. Likewise, eligible students from the local areas where we operate are provided with financial support to pursue studies in agriculture and other related disciplines at leading institutions like Lembaga Pendidikan Perkebunan in Yogyakarta.

Philanthropy remains very much a fixture of our Group's corporate social responsibility undertakings as it remains an effective avenue to support worthy causes in an immediate, targeted manner. In 2014, our Group continued the practice of giving towards meeting the needs of the marginalised and less fortunate through a variety of charitable organisations and events, including participating alongside other Malaysian corporates for an 8th consecutive time in Bursa Malaysia's annual charity run.





Participants of Bursa Malaysia's annual charity run

## Workplace

Our people are our most important asset.

Our Group is an equal opportunity employer that embraces diversity in the workplace. We strive to maintain an inclusive work culture that supports diverse talent to contribute positively to the growth and productivity in line with the Group's vision and mission. Employees form an integral part of our Group and we remain committed to human resource development. Our global workforce was about 20,947 as at 31 December 2014 with 9.4% Malaysians comprising Malay (6.5%), Chinese (1.57%), Indian (1.32%) and Others (0.01%) and the remaining 90.6% from other countries including but not limited to Indonesia, India, Korea, Bangladesh, Nepal, Sri Lanka, Pakistan and Myanmar. The male to female employee ratios is 8:2; with age below 30 (30%), between 30 to 55 (60%) and above 55 (10%).

We promote ethical behaviour through our code of conduct while striving to provide a working environment that is safe, healthy and conducive to continuous employee development.

Our aim is to consistently be the employer of choice, where our people can have fulfilling and rewarding careers. We seek to attract and retain the best talents by fostering a secure, enabling workplace where every individual is valued and empowered to realise his or her full potential.

The rights of employees are always respected. In engaging with our people, we exercise impartiality, consistency and transparency, mutually guided by the relevant Human Resources handbooks and manuals that clearly set out the relevant policies, procedures, responsibilities and benefits.

Any form of violence, harassment or discrimination against race, religion, national origin, disabilities, pregnancy, age and gender, is not tolerated at our Group. A formal grievance procedure ensures complaints, if any, are addressed



Company trips are organised annually to enhance interaction among employees

systematically and equitably, in accordance with established processes and procedures.

Fairness and respect characterise our engagement with our valued workforce. Their well-being is our concern. Accordingly, our Group offers competitive remuneration schemes that are in line with industry and market benchmarks and are consistent with all applicable collective agreements and minimum wage policies. As part of our commitment in providing a comfortable environment for our workers and their dependents to work and live in, a comprehensive range of amenities are made available at our Group's operating units. These include housing, water and electricity supply, healthcare, places of worship, childcare facilities and other recreational amenities.

To help new workers, particularly foreign nationals, adapt to conditions in our estates and oil mills, orientation programmes are organised while on-site induction programmes on job expectations, safety procedures and health aspects are also held upon their arrival.

Occupational safety and health ("OSH") is of utmost priority to us. We leave no room for compromise in providing and maintaining a safe and healthy working environment at all times for all employees, as well as contractors and visitors to our work sites. These commitments and values are being continuously embedded in our Group's daily work culture.

## SUSTAINABILITY REPORT (cont'd)

Our Group ensures that OSH standards are applied uniformly across all operating centres and consistency is guided by the industry-specific OSH Manual and Guidelines, which contain all relevant standards, safe work procedures and standard documentation used. Annual audits are undertaken to check on compliance and adherence to the procedures and standards that have been established through the years. Regular in-house training and workshops are held to share new developments or enhance knowledge on OSH-related matters.

We have established an OSH Master Plan that focuses on enhancing safety awareness and accident prevention with the aim of achieving 'zero' fatal accidents and reducing lost man days caused by accidents. Various initiatives and programmes have been implemented towards realizing these goals, including OSH Management Systems, enhancement of Safe Operating Procedures for key high-risk operational tasks, a contractor safety programme, safety awareness programmes, competency training and risk assessment training.

Our Group's commitment to the highest standards of OSH practice led to one of our estates winning the National OSH Excellence Award 2014 for the plantation category. This annual award represents the highest recognition by the Malaysian government for organizations that have demonstrated outstanding performance in the implementation of safety management systems. The certification of our Group's oil mills in Malaysia to the leading OSH standards, namely OSHAS 18001:2007 and MS 1722:2011, also demonstrate our adherence to the best practices in workplace safety.



Genting Indah Oil Mill won the Malaysian Palm Oil Industry Awards 2013/2014 - Highest OER category

The success of any organisation begins with the success of its people. Hence, our Group strives to nurture an organisational culture of inclusiveness, one that is conducive to building a team of people that while diverse in backgrounds, skills and expertise are united in their objectives. Through constructive employer-employee engagement, mutual understanding is strengthened, thus enabling our Group to help our people reach their full potential through well-defined career progression paths.

Employees are encouraged to participate in professionally-conducted training courses to enhance their competencies and deepen their knowledge of their respective specialisations. At the operating unit level, a variety of capacity-building and technical training courses are regularly held for managers and staff. Potential field supervisors have the opportunity undergo a structured training programme designed to develop their skills and competencies.



Participants at the 33rd Management Conference





President & COO Mr Yong Chee Kong receiving the National OSH Excellence Award 2014 from YB Dato' Sri Richard Riot Anak Jaem, Minister of Human Resources

As internal events are essential for the creation of a workforce that is motivated, skilled, effective and committed to realising common organisational objectives, these continued to be held on varying scales during the past year. The 33rd edition of the Management Conference was held in Surabaya, Indonesia from 14 to 17 August 2014. The conference serves as a platform for the sharing of ideas and the reinforcement of objectives, besides providing an opportunity for the recognition of our Group's top performing operating units and managers.

The next generation of talents are identified through recruitment drives and student engagement initiatives that cover a wide scope of public and private colleges and universities, with selected recruits subsequently undergoing intensive training and structured training programmes to prepare them thoroughly for employment.

The quality of life of our employees is important to us. Our Group seeks to promote a healthy work-life balance among employees, frequently organising recreational activities, including staff trips, sports days, celebrations of major religious and cultural festivals and annual dinners as well as health and wellness courses.



Training sessions are continuously conducted to enhance competencies

## Marketplace

Our business conduct shall be guided by honesty, integrity and a commitment to excellence. We are committed to promoting responsible practices among our business partners, showing care for the well-being of our customers and upholding good corporate governance to meet the expectations of our investors.

Good corporate governance represents the foundation of the overarching culture of excellence on which our business is being built. We believe truly sustainable value can be realized only when all our affairs are managed in accordance with the appropriate standards and best practices for good corporate governance.

Starting at the very top, we require our Board of Directors to be composed of the best-qualified individuals with the requisite knowledge, experience, independence, foresight and good judgment to effectively discharge their fiduciary duties in the best interest of all shareholders.

Throughout the organisation, strict standards of conduct are enforced to ensure all our business affairs are always carried out with utmost professionalism and integrity, free of any form of corrupt or unethical behaviour. This ethical code applies to all dealings with all parties, from our business partners to our vendors, contractors, customers and governing authorities.

As transparency and accountability are the essence of effective stakeholder engagement, we endeavour to disclose all material corporate information through the appropriate channels in a timely, accurate and complete manner. Our annual general meeting provides a meaningful, interactive forum for direct engagement with our valued shareholders.

Relations with investors and shareholders are managed systematically and professionally, guided by a commitment to openness and objectivity. Briefings, conference calls, face-to-face meetings and site visits are conducted regularly as part of our Group's investor education and relationship-building efforts. Our Group gained recognition as an exemplary performer in investor relations practice, picking up three awards at the Malaysia Investor Relations Awards 2013/2014 ceremony, namely Best Company for Investor Relations ("IR") – Mid Cap, Best IR Professional and Quality of One-on-One Meetings. The honours marked the second consecutive year that our Group has emerged as the top company for IR in the Mid-Cap category.

To us, being a responsible corporate citizen in the context of the marketplace also means being relevant in the industries

## SUSTAINABILITY REPORT (cont'd)



Our Group won the Best Company for Investor Relations award at Malaysia Investor Relations Awards 2013/2014

we are involved in by contributing towards their progress and development.

Our Group is an active member of the Malaysian Palm Oil Association and is represented in its Council. Leveraging our Group's capabilities in oil palm genomics, we are also involved in research and development collaborations for crop improvement with the likes of the Department of Agriculture, Sabah.

Our Group is also an active participant in International Sustainability and Carbon Certification events, with our representative being among the invited speakers who delivered presentations at the 5th ISCC Global Sustainability Conference and ISCC - European Union Members of Parliament lunch meeting.

In response to the human capital challenges faced by the plantation sector, our Group signed a Memorandum of Understanding with Tunku Abdul Rahman University College ("TARUC") in 2014 to further enhance the collaboration in



Our Group's downstream initiative was recognised as a Bioeconomy Malaysia Prime Mover

developing young talents with the passion and interest in plantation industry. GENP-TARUC are cooperating closely for the roll-out of an educational course related to oil palm plantation management. This course is unique as it adds value among the undergraduates through the exposure to palm oil milling.

Our Group is also providing internship opportunities to TARUC's undergraduates to experience the working environment of oil palm plantation. The qualified graduates will undergo our in-house structured training known as Genting Talent Resource Program ("GTRP") which produces trained and competent personnel in oil palm plantation management. The MOU is also opening doors to collaboration in terms of R&D, training and the sharing of resources. It is hoped that with such collaboration, we will continue to attract young talents with the relevant knowledge and interest in the business as these initiatives will address the shortage of human resources in the plantation sector besides meeting the requirement for the further expansion of our Group.



Genting Plantations Berhad's Annual General Meeting 2014





# CORPORATE GOVERNANCE (CONT'D)

## A. PRINCIPLE 1: ESTABLISH CLEAR ROLES AND RESPONSIBILITIES (Cont'd)

Notice of meetings, setting out the agenda and accompanied by the relevant Board papers are given to the Directors in sufficient time to enable the Directors to peruse, obtain additional information and/or seek further clarification on the matters to be deliberated. Tapping into the advancement of information technology, the Company has implemented the delivery and supply of information for Board meetings electronically.

As a Group practice, any Director who wishes to seek independent professional advice in the furtherance of his duties may do so at the Group's expense. Directors have access to all information and records of the Company and also the advice and services of the Company Secretary. The Company Secretary, who is qualified, experienced and competent, advises the Board on any updates relating to new statutory and regulatory requirements pertaining to the duties and responsibilities of Directors. The Company Secretary organises and attends all Board and Board Committee meetings and ensures meetings are properly convened and that accurate and proper records of the proceedings and resolutions passed are taken and maintained at the Registered Office of the Company.

During the year under review, four meetings of the Board were held and all Directors have complied with the requirement in respect of board meeting attendance as provided in the MMLR.

The details of Directors' attendances are set out below:

Name of Directors	Number of Meetings Attended
Gen. (R) Dato' Seri DiRaja Tan Sri Mohd Zahidi bin Hj Zainuddin	3 out of 4
Tan Sri Lim Kok Thay Encik Mohd Din Jusoh	4 out of 4
Lt. Gen. (R) Dato' Abdul Ghani bin Abdullah	4 out of 4
Mr Quah Chek Tin	4 out of 4
Mr Ching Yew Chye	4 out of 4
Mr Lim Keong Hui	4 out of 4

The Articles of Association of the Company provide that at least one-third of the Directors are subject to retirement by rotation at each Annual General Meeting and that all Directors shall retire once in every three years. A retiring Director is eligible for re-election. The Articles of Association also provide that a Director who is appointed by the Board in the course of the year shall be subjected to re-election at the next Annual General Meeting to be held following his appointment.

Directors over seventy years of age are required to submit themselves for re-appointment annually in accordance with Section 129(6) of the Companies Act, 1965.

The Directors observe the Company Directors' Code of Ethics established by the Companies Commission of Malaysia ("CCM") which can be viewed from CCM's website at [www.ssm.com.my](http://www.ssm.com.my)

The Company recognises that any genuine commitment to detecting and preventing actual or suspected unethical, unlawful, illegal, wrongful or other improper conduct must include a mechanism whereby employees can report their concerns freely without fear of reprisal or intimidation. To this end, the Company has adopted a Whistleblower Policy which is disseminated to employees.

The Group is committed to operating in a sustainable manner and seeks to contribute positively to the well-being of stakeholders. Details of the Group's key corporate responsibility activities in 2014 can be found in the Sustainability Report on pages 29 to 40 of this Annual Report.

## B. PRINCIPLE 2: STRENGTHEN COMPOSITION

Formal Board Committees established by the Board namely the Audit Committee, Nomination Committee and Remuneration Committee assist the Board in the discharge of its duties. All of the five Independent Non-Executive Directors participate in the Audit Committee. Three of the five Independent Non-Executive Directors participate in the Remuneration Committee and Nomination Committee as members of these Committees.



# CORPORATE GOVERNANCE (CONT'D)

## B. PRINCIPLE 2: STRENGTHEN COMPOSITION (Cont'd)

In respect of the assessment for the financial year ended 31 December 2014, the Board was satisfied that the Board and Board Committees have discharged their duties and responsibilities effectively. The Board was also satisfied that the Board composition in terms of size, the balance between executive, non-executive and independent Directors and mix of skills was adequate.

The Group strictly adhered to the practice of non-discrimination of any form, whether based on age, gender, ethnicity or religion, throughout the organisation. This included the selection of Board members. In addition, the Group believed it is of utmost importance that the Board is composed of the best-qualified individuals who possess the requisite knowledge, experience, independence, foresight and good judgement to ensure the Company has an effective composition of the Board that is confident in its ability to discharge their duties effectively in the best interests of the Company and shareholders. All the Directors of the Company are male and the racial composition is 43% Malay and 57% Chinese. 14% of the Directors are between the ages of 30 and 55 and the remaining 86% are above 55 years old.

The Remuneration Committee has been established since 2002 and the members of the Remuneration Committee comprising three independent non-executive Directors and one executive Director is set out on page 11 of this Annual Report. The Remuneration Committee is responsible for making recommendations to the Board on the remuneration packages of executive Directors and members of Board Committees. In making recommendations to the Board, information provided by independent consultants and appropriate survey data are taken into consideration. The Board as a whole, determines the level of fees of non-executive Directors and executive Directors. Directors' fees are approved at the Annual General Meeting by the shareholders. Directors do not participate in decisions regarding their own remuneration packages.

The Remuneration Committee met three times during the financial year.

Details of the Directors' remuneration are set out in the Audited Financial Statements on page 100 of this Annual Report. In the interest of security, additional information have not been provided other than the details stipulated in the MMLR.

## C. PRINCIPLE 3: REINFORCE INDEPENDENCE

The Board noted Recommendation 3.2 of the MCCG 2012 that the tenure of an independent director should not exceed a cumulative term of nine (9) years. The Board is of the view that the ability of long serving independent directors to remain independent and to discharge their duties with integrity and competency should not be measured solely by tenure of service or any pre-determined age. Their long service should not affect their independence as they are independent-minded and had provided the necessary checks and balances in the best interest of the shareholders. From the date the Independent Directors were appointed, they had provided an undertaking to Bursa Securities confirming and declaring that they are independent directors as defined under paragraph 1.01 of the MMLR of Bursa Securities. The Board agreed that ultimately the Independent Directors themselves are the best person to determine whether they can continue to bring independent and objective judgement to board deliberations.

In line with Recommendation 3.1 of the MCCG 2012 whereby the Board is required to develop criteria to assess independence of directors, the Board had adopted the same criteria used in the definition of "independent directors" prescribed by the MMLR but excluding the tenure prescribed by MCCG 2012. Therefore, Recommendation 3.2 of the MCCG 2012 (assessment criteria for independence of directors should include tenure) and Recommendation 3.3 of the MCCG 2012 (the Board is allowed to seek shareholders' approval for independent directors after 9 years tenure to remain as an independent director) do not arise.

Accordingly, Encik Mohd Din Jusoh and Gen (R) Dato' Seri DiRaja Tan Sri Mohd Zahidi bin Hj Zainuddin who have been Independent Non-Executive Directors of the Company since 12 June 1980 and 1 July 2015 respectively, will continue to be Independent Directors of the Company notwithstanding having served as independent directors on the Board for more than nine years.





# CORPORATE GOVERNANCE (CONT'D)

## D. PRINCIPLE 4: FOSTER COMMITMENT (Cont'd)

The following are the courses and training programmes attended by the Directors in 2014:

COURSES	NAMES OF DIRECTORS							
	Gen. (R) Dato' Seri DiRaja Tan Sri Mohd Zahidi bin Hj Zainuddin	Tan Sri Lim Kok Thay	Mr Quah Chek Tin	Encik Mohd Din Jusoh	Lt. Gen. (R) Dato' Abdul Ghani bin Abdullah	Mr Ching Yew Chye	Mr Lim Keong Hui	
Financial Services Act (FSA) 2013 & Islamic Financial Act 2013 (IFSA)	•					•		
Seminar on "Nominating and Remuneration Committees - What Every Director Should Know" by Bursatra Sdn Bhd					•			
Regional Summit on "6th Annual Corporate Governance Roundtable Summit 2013" by Asian World Summit Sdn Bhd	•			•	•			
Dialogue with Governor BNM "Economic and Financial Services Sector: Trends and Challenges Moving Forward" by Bank Negara Malaysia						•		
Lectures on "The Financial Crisis & Financial Reforms & China's Foreign Affairs under Xi Jinping" by London School of Economics and Political Science (LSE) Alumni Society of Malaysia	•		•		•			
AFFIN Investment Conference Series 2014 - Look East Policy 2.0	•							
Dialogue session with Nomination Committee Members by Bank Negara Malaysia						•		
Annual Director Duties, Governance and Regulatory Updates Seminar 2014	•							
Seminar on "Failed Business : Deriving Sound Strategic Insights" by Bursatra Sdn Bhd					•			
Half-Day Program on "Advocacy Sessions on Corporate Disclosure for Directors" by Bursa Malaysia Berhad					•			
"Malaysia 2014 Market Trends and Updates" by IDC Malaysia			•					
Recovery and Resolution Plan in FI: Board Leading The Way by FIDE Forum						•		
Seminar on "Planning Corporate Mergers and Acquisitions for Execution Excellence" by Bursatra Sdn Bhd					•			
Briefing on GST by PricewaterhouseCoopers			•					
2014 Roundtable Discussion on Financial Reporting by Malaysian Accounting Standards Board	•							
33rd Management Conference (Plantation Division) of Genting Plantations Berhad - Driving Innovation and Productivity To Meet Industry Challenges - The Next Phase - The Hero's Way by Mr Arthur F. Carmazzi	•		•	•	•	•		
Anti-Money Laundering & Anti-Terrorism Financing Act 2001: Using Risk Management As a Catalyst for Performance Best Practices In Ensuring Boardroom Effectiveness & Accountability by Affin Holdings Berhad	•							
Risks: From Whereof? By Tan Sri Andrew Sheng by FIDE Forum						•		
Petronas Directors' Training - Board Dynamics by Petronas						•		
Board Strategic Leadership In Managing Cyber Security Risks in Financial Institutions by FIDE Forum						•		
Khazanah Megatrends Forum 2014 - Scaling the Efficiency Frontier through Institutions, Innovation and Inclusion	•							



# CORPORATE GOVERNANCE (CONT'D)

## E. PRINCIPLE 5: UPHOLD INTEGRITY IN FINANCIAL ACCOUNTING (Cont'd)

The Company through the Audit Committee, has an appropriate and transparent relationship with the external auditors. In the course of audit of the Group's financial statements, the external auditors have highlighted to the Audit Committee and the Board, matters that require the Board's attention. Audit Committee meetings are attended by the external auditors for purposes of presenting their audit plan and report and for presenting their comments on the audited financial statements.

The Audit Committee had reviewed the suitability and independence of external auditors and recommended their re-appointment for the financial year ending 31 December 2014. The external auditors had provided a confirmation of their independence to the Audit Committee that they are and have been independent throughout the conduct of the audit engagement in accordance with the terms of all relevant professional and regulatory requirements. The policies governing the circumstances under which contracts for the provision of non-audit services could be entered into and procedures that must be followed by the external auditors have been submitted to the Audit Committee.

## F. PRINCIPLE 6: RECOGNISE AND MANAGE RISKS

The Board is responsible for the Group's risk management framework and system of internal control and for reviewing their adequacy and integrity. While acknowledging their responsibility for the system of internal control, the Directors are aware that such a system is designed to manage rather than eliminate risks and therefore cannot provide an absolute assurance against material misstatement or loss.

To assist the Board in maintaining a sound system of internal control for the purposes of safeguarding shareholders' investment and the Group's assets, the Group has in place, an adequately resourced internal audit department. The activities of this department which reports regularly to the Audit Committee provide the Board with sufficient assurance regarding the adequacy and effectiveness of the system of internal

control. As proper risk management is a significant component of a sound system of internal control, the Group has also put in place a risk management process to help the Board in identifying, evaluating and managing risks. The implementation and maintenance of the risk management process is carried out by the Risk and Business Continuity Management Committee of the Company.

A Statement on Risk Management and Internal Control which provides an overview of the state of internal controls within the Group is set out on pages 54 to 56 of this Annual Report.

## G. PRINCIPLE 7: ENSURE TIMELY AND HIGH QUALITY DISCLOSURE

The Board observes the Corporate Disclosure Guide issued by the Bursa Securities which can be viewed from Bursa Securities' website at [www.bursamalaysia.com](http://www.bursamalaysia.com) as well as adhering to and complying with the disclosure requirements of the MMLR.

The Group acknowledges the importance of timely and equal dissemination of material information to the shareholders, investors and public at large. The Company holds separate quarterly briefings for fund managers, institutional investors and investment analysts after each quarter's announcement.

The Group maintains a corporate website at [www.gentingplantations.com](http://www.gentingplantations.com) which provides information relating to annual reports, press releases, quarterly results, announcements and investor presentations. In line with the MCG 2012, the Board Charter, Memorandum and Articles of Association of the Company and other relevant and related documents or reports relating to Corporate Governance would be made available on the aforesaid website.

The Group also participates in investor forums held locally and abroad and also organises briefings and meetings with analysts and fund managers to give them a better understanding of the businesses of the Group.





# AUDIT COMMITTEE REPORT

## AUDIT COMMITTEE

The Audit Committee ("Committee") was established on 26 July 1994 to serve as a Committee of the Board.

## MEMBERSHIP

The present members of the Committee comprise:

Gen. (R) Dato' Seri DiRaja Tan Sri Mohd Zahidi bin Hj Zainuddin	Chairman/Independent Non-Executive Director
Mr Quah Chek Tin	Member/Independent Non-Executive Director
Encik Mohd Din Jusoh	Member/Independent Non-Executive Director
Lt. Gen. (R) Dato' Abdul Ghani bin Abdullah	Member/Independent Non-Executive Director
Mr Ching Yew Chye	Member/Independent Non-Executive Director

## ATTENDANCE AT MEETINGS DURING THE FINANCIAL YEAR 2014

The Committee held a total of six (6) meetings. Details of attendance of the Committee members are as follows:

Name of Member	Number of Meetings Attended*
Gen. (R) Dato' Seri DiRaja Tan Sri Mohd Zahidi bin Hj Zainuddin	6 out of 6
Mr Quah Chek Tin	6 out of 6
Encik Mohd Din Jusoh	6 out of 6
Lt. Gen. (R) Dato' Abdul Ghani bin Abdullah	6 out of 6
Mr Ching Yew Chye	6 out of 6

\* The total number of meetings is inclusive of the special meetings held between members of the Committee who are non-executive Directors of the Company and representatives of the external auditors, PricewaterhouseCoopers without the presence of any Executive Director.

## SUMMARY OF ACTIVITIES DURING THE FINANCIAL YEAR 2014

The Committee carried out its duties in accordance with its Terms of Reference.

The main activities carried out by the Committee were as follows:

- i) considered and approved the internal audit plan for the Company and the Group and authorised resources to address risk areas that have been identified;
- ii) reviewed the internal audit reports for the Company and the Group;
- iii) reviewed the external audit plan for the Company and the Group with the external auditors;
- iv) reviewed the external audit reports for the Company and the Group with the external auditors;
- v) reviewed the quarterly reports of the Company and the Group, focusing particularly on:
  - (a) changes in or implementation of major accounting policy changes;
  - (b) significant and unusual events; and
  - (c) compliance with accounting standards and other legal requirements;
- vi) reviewed related party transactions of the Company and of the Group;
- vii) reviewed the proposed audit fees for the external auditors in respect of their audit of the financial statements of the Company and the Group;
- viii) reviewed the suitability and independence of the external auditors and recommended their re-appointment;
- ix) reviewed the financial statements of the Group and of the Company for the financial year ended 31 December 2013; and
- x) reviewed the reports submitted by the Risk and Business Continuity Management Committee of the Company.



# AUDIT COMMITTEE REPORT (CONT'D)

## 2. Authority

The Committee is granted the authority to investigate any activity of the Company and its subsidiaries within its terms of reference, and all employees are directed to co-operate as requested by members of the Committee. The Committee is empowered to obtain independent professional or other advice and retain persons having special competence as necessary to assist the Committee in fulfilling its responsibility.

## 3. Responsibility

The Committee is to serve as a focal point for communication between non-Committee Directors, the external auditors, internal auditors and the Management on matters in connection with financial accounting, reporting and controls. The Committee is to assist the Board in fulfilling its fiduciary responsibilities as to accounting policies and reporting practices of the Company and all subsidiaries and the sufficiency of auditing relative thereto. It is to be the Board's principal agent in assuring the independence of the Company's external auditors, the integrity of the Management and the adequacy of disclosures to shareholders.

If the Committee is of the view that a matter reported to the Board has not been satisfactorily resolved resulting in a breach of the Bursa Securities Main Market Listing Requirements, the Committee shall promptly report such matter to Bursa Securities.

## 4. Functions

The functions of the Committee are to review:

- i) with the external auditors, their audit plan;
- ii) with the external auditors, their evaluation of the system of internal accounting controls;
- iii) with the external auditors, their audit report and management letter (if any);
- iv) the assistance given by the Company's officers to the external auditors;

- v) the adequacy of the scope, functions, competency and resources of the internal audit functions and that it has the necessary authority to carry out its work;
- vi) the internal audit programme, processes, the results of the internal audit programme, processes or investigation undertaken and whether or not appropriate action is taken on the recommendations of the internal audit functions;
- vii) the quarterly results and year end financial statements, prior to the approval by the Board, focusing particularly on:
  - (a) changes in or implementation of major accounting policy changes;
  - (b) significant and unusual events; and
  - (c) compliance with accounting standards and other legal requirements;
- viii) any related party transaction and conflict of interest situation that may arise within the Company or Group including any transaction, procedure or course of conduct that raises questions of Management integrity; and
- ix) consider the nomination, appointment and re-appointment of external auditors; their audit fees; and any questions on resignation, suitability and dismissal.

## 5. Meetings

- i) The Committee is to meet at least four times a year and as many times as the Committee deems necessary.
- ii) In order to form a quorum for any meeting of the Committee, the majority of members present must be independent.
- iii) The meetings and proceedings of the Committee are governed by the provisions of the Articles of Association of the Company regulating the meetings and proceedings of the Board so far as the same are applicable.



- iv) The head of finance and the head of internal audit shall normally attend meetings of the Committee. The presence of a representative of the external auditors will be requested, if required.
- v) Upon request by the external auditors, the Chairman of the Committee shall convene a meeting of the Committee to consider any matters the external auditors believe should be brought to the attention of the Directors or Shareholders of the Company.
- vi) At least twice a year, the Committee shall meet with the external auditors without the presence of any executive Director.
- vii) Whenever deemed necessary, meetings can be convened with the external auditors, internal auditors or both, excluding the attendance of other directors and employees.

## **6. Secretary and Minutes**

The Secretary of the Committee shall be the Company Secretary. Minutes of each meeting are to be prepared and sent to the Committee members, and the Company's Directors who are not members of the Committee.

This Audit Committee Report is made in accordance with a resolution of the Board of Directors dated 8 May 2015.

# STATEMENT ON RISK MANAGEMENT & INTERNAL CONTROL

AS AT 31 DECEMBER 2014

## 1) THE BOARD'S RESPONSIBILITIES

In relation to risk management and internal control, pursuant to the requirements under the Malaysian Code on Corporate Governance (March 2012) for companies listed on the Bursa Malaysia Securities Berhad ("Bursa Securities"), the Board of Directors of Genting Plantations Berhad ("the Board") hereby acknowledges their responsibilities under the Bursa Securities Main Market Listing Requirements to:

- Review the risk management framework, processes and responsibilities to provide reasonable assurance that risks are managed within tolerable ranges and embed risk management in all aspects of business activities via identifying principal risks and ensure implementation of appropriate control measures to manage such risks.
- Review the adequacy and integrity of the internal control system and management information systems and systems for compliance with applicable laws, regulations, rules, directives and guidelines.

The Board confirms that there is an ongoing risk management process established to identify, evaluate, and manage significant risks to effectively mitigate the risks that may impede the achievement of Genting Plantations Berhad Group of Companies' ("the Group") business and corporate objectives. It should be noted that an internal control system is designed to manage risks rather than eliminate them and can provide only reasonable but not absolute assurance against any material misstatement or loss.

The Board reviews the risk management and internal control processes on regular basis to ensure proper management of risks and measures are taken to mitigate any weaknesses in the control environment. The review of the risk management and internal control reports and processes are delegated by the Board to the Audit Committee ("AC").

## 2) MANAGEMENT'S RESPONSIBILITIES

Management is accountable to the Board for risk management and internal control and has implemented processes to identify, evaluate, monitor and report risks and controls. In this regard a Risk and Business Continuity Management Committee ("RBCMC") has been established to:

- Undertake the implementation and maintenance of the risk management process.
- Ensure the effectiveness of the risk management process and implementation of risk management policies.
- Identify risks relevant to the business of the Group to achieve its objectives.
- Identify significant changes to risk or emerging risks, take actions as appropriate and communicate to the AC and the Board respectively.

The RBCMC is chaired by the Chief Financial Officer and represented by senior management of the Group.

## 3) THE RISK MANAGEMENT PROCESS

The Group adopts the Control Self-Assessment ("CSA") on an ongoing basis to formalise the risk management process at the Business/Operating Unit level. With the CSA, Departments/Business Areas of the Group are required to identify risks and evaluate controls within key functions/activities of their business processes. The risks relating to the Group's strategic objectives are assessed at the Group level.

The key aspects of the risk management process are:

- Business/Operations Heads undertake to update their risk profiles on a six monthly basis from the previous update and issue a letter of assurance to confirm that they have reviewed the risk profiles and risk reports of their related business processes and are also monitoring the implementation of action plans.



# STATEMENT ON RISK MANAGEMENT & INTERNAL CONTROL

AS AT 31 DECEMBER 2014 (CONT'D)

## 6) THE RISK MANAGEMENT FUNCTION

The Risk Management Department ("Risk Management") facilitates the implementation of the risk management framework and processes with the respective Business/Operating Units. The Risk Management is responsible for reviewing risks on an ongoing basis so that risks that may impede the achievement of objectives are adequately identified, evaluated, managed and controlled.

On a quarterly basis, Risk Management prepares a report detailing the significant risks, the status of risk reviews and the status of implementation of action plans for review by the RBCMC and EXCO.

The representations made by the Business/Operations Heads of the Group in respect of their risk management and internal control systems have been taken into consideration by the Board in issuing this statement. In addition, the Group in issuing this statement has excluded its insignificant associates and joint ventures' state of risk management and internal control.

The process as outlined on this statement for identifying, evaluating and managing risks has been in place for the year under review and up to date of approval of this statement. The risk management process and internal control system of the Group have been reviewed and found to be operating adequately and effectively in all material respects and the Board has accordingly received a statement of assurance from the relevant key executives officers including the Chief Executive and Chief Financial Officer of the Company.

As required by Paragraph 15.23 of the Bursa Malaysia Securities Berhad Main Market Listing Requirements, the external auditors have reviewed this Statement on Risk Management and Internal Control. Their limited assurance review was performed in accordance with Recommended Practice Guide ("RPG") 5 (Revised) issued by the Malaysian Institute of Accountants, which does not require the external auditors to form an opinion on the adequacy and effectiveness of the risk management and internal control systems of the Company and that of the Group. Based on the procedures performed, nothing had come to their attention that caused them to believe that the Statement on Risk Management and Internal Control set out above was not prepared, in all material respects, in accordance with the disclosures required by paragraphs 41 and 42 of the Statement on Risk Management and Internal Control: Guidelines for Directors of Listed Issuers, nor was factually inaccurate.

This Statement on Risk Management & Internal Control is made in accordance with a resolution of the Board of Directors dated 25 February 2015.





# DIRECTORS' REPORT AND STATEMENT

PURSUANT TO SECTION 169(15) OF THE COMPANIES ACT, 1965 (CONT'D)

## SHARE OPTIONS

No options have been granted by the Company to any parties during the financial year to take up unissued shares of the Company.

No shares have been issued during the financial year by virtue of the exercise of any option to take up the unissued shares of the Company. As at the end of the financial year, there were no unissued shares of the Company under options.

## WARRANTS 2013/2019

The Warrants 2013/2019 are constituted by a Deed Poll dated 8 November 2013. The Warrants 2013/2019 are listed on the Main Market of Bursa Malaysia Securities Berhad with effect from 20 December 2013.

Each Warrant carries the right to subscribe for 1 new ordinary share of RM0.50 each in the Company at any time from 20 December 2013 up to the expiry date on 17 June 2019, at an exercise price of RM7.75 for each new share. Any Warrant not exercised by the expiry of the exercise period will lapse and cease to be valid for all purposes.

The ordinary shares issued from the exercise of Warrants 2013/2019 shall rank pari passu in all respects with the existing issued ordinary shares of the Company except that they shall not be entitled to any dividends, rights, allotments and/or other distributions, the entitlement date of which is prior to the date of allotment of the new shares arising from the exercise of Warrants 2013/2019.

At the end of the financial year, there were 127,599,622 outstanding Warrants in the Company.

## DIRECTORATE

The Directors who served since the date of the last report are:

Gen. (R) Dato' Seri DiRaja Tan Sri Mohd Zahidi bin Hj Zainuddin  
Tan Sri Lim Kok Thay  
Encik Mohd Din Jusoh  
Lt. Gen. (R) Dato' Abdul Ghani bin Abdullah  
Mr Quah Chek Tin  
Mr Ching Yew Chye  
Mr Lim Keong Hui

According to the Register of Directors' Shareholdings, the following persons who were Directors of the Company at the end of the financial year have interests in shares and/or warrants of the Company; Genting Berhad, a company which owns 53.8% equity interest in the Company as at 31 December 2014; Genting Malaysia Berhad, a company which is 49.3% owned by Genting Berhad and Genting Singapore PLC, a subsidiary of Genting Berhad, as set out below:

## INTEREST IN THE COMPANY

	1.1.2014	Acquired	Disposed	31.12.2014
<b>Shareholding in which a Director has direct interest</b>				
Tan Sri Lim Kok Thay	369,000	-	-	369,000
	1.1.2014	Acquired	Exercised/ Disposed	31.12.2014
<b>Warranholding in which a Director has direct interest</b>				
Tan Sri Lim Kok Thay	73,800	-	-	73,800



# DIRECTORS' REPORT AND STATEMENT

PURSUANT TO SECTION 169(15) OF THE COMPANIES ACT, 1965 (CONT'D)

## INTEREST IN GENTING SINGAPORE PLC ("GENS") (Cont'd)

	1.1.2014	Offered (Number of unissued ordinary shares)	Exercised	31.12.2014
<b>Share Option in the names of Directors</b>				
Tan Sri Lim Kok Thay	2,970,463	-	-	2,970,463
Mr Quah Chek Tin	667,438	-	667,438	-
Gen. (R) Dato' Seri DiRaja Tan Sri Mohd Zahidi bin Hj Zainuddin	742,292	-	-	742,292

	1.1.2014	Awarded (Number of unissued ordinary shares)	Vested	31.12.2014
<b>Performance Shares in the name of a Director</b>				
Tan Sri Lim Kok Thay	2,250,000 <sup>*</sup>	750,000 <sup>*</sup>	1,275,000	1,725,000 <sup>*</sup>

Legend:

\* Deemed interest through Time Life Equity Sdn Bhd ("TLE") (under members' voluntary liquidation), a company which is owned by Tan Sri Lim Kok Thay. TLE holds 14,404,995 warrants in GENT.

# Deemed interest through Parkview Management Sdn Bhd ("PMSB") on account of Tan Sri Lim Kok Thay and Mr Lim Keong Hui being beneficiaries of a discretionary trust of which PMSB is the trustee, in accordance with the Singapore Companies Act.

PMSB as trustee of the discretionary trust is deemed interested in the GENS' shares held by Kien Huat Realty Sdn Bhd ("KHR") and Genting Overseas Holdings Limited, a wholly-owned subsidiary of GENT. KHR controls more than 20% of the voting capital of GENT.

@ Represents the right of the participant to receive ordinary shares, upon the participant satisfying the criteria set out in the Performance Share Scheme of GENS and upon satisfying such conditions as may be imposed.

Apart from the above disclosures:

- the Directors of the Company do not have any other interests in shares in the Company and in shares in other related corporations of the Company either at the beginning or end of the financial year; and
- neither during nor at the end of the financial year was the Company a party to any arrangement whose object is to enable the Directors to acquire benefits by means of the acquisition of shares in, or debentures of, the Company or any other body corporate.

Since the end of the previous financial year, no Director of the Company has received or become entitled to receive a benefit (other than benefits included in the aggregate amount of emoluments received or due and receivable by the Directors and the provision for Directors' retirement gratuities or the fixed salary of a full-time employee of the Company and/or its related corporations as shown in the respective financial statements of the Company and/or its related corporations) by reason of a contract made by the Company or a related corporation with the Director or with a firm of which he is a member or with a company in which he has a substantial financial interest except for any benefit which may be deemed to have arisen by virtue of the following transactions:

- A corporation in which Tan Sri Lim Kok Thay is a director and has substantial financial interest, has:
  - leased an office premise on the 10th Floor, Genting Centre, Singapore from Resorts World Properties Pte. Ltd., a wholly owned subsidiary of Genting Singapore PLC, which in turn is an indirect 52.5% owned subsidiary of Genting Berhad.





# DIRECTORS' REPORT AND STATEMENT

PURSUANT TO SECTION 169(15) OF THE COMPANIES ACT, 1965 (CONT'D)

## STATEMENT BY DIRECTORS PURSUANT TO SECTION 169(15) OF THE COMPANIES ACT, 1965

In the opinion of the Directors, the financial statements set out on pages 63 to 132, are drawn up so as to give a true and fair view of the state of affairs of the Group and of the Company as at 31 December 2014 and of the results and cash flows of the Group and of the Company for the financial year ended on that date in accordance with Financial Reporting Standards, the Malaysian Accounting Standards Board Approved Accounting Standards in Malaysia for Entities Other Than Private Entities and comply with the requirements of the Companies Act, 1965 in Malaysia.

## ULTIMATE HOLDING COMPANY

The Company's immediate and ultimate holding company is Genting Berhad, a company incorporated in Malaysia.

## AUDITORS

The auditors, PricewaterhouseCoopers, have expressed their willingness to continue in office.

On behalf of the Board,

**GEN. (R) DATO' SERI DIRAJA  
TAN SRI MOHD ZAHIDI BIN  
HJ ZAINUDDIN**  
Chairman

**MOHD DIN JUSOH**  
Director

Kuala Lumpur  
25 February 2015



# STATEMENTS OF COMPREHENSIVE INCOME

FOR THE FINANCIAL YEAR ENDED 31 DECEMBER 2014

Amounts in RM'000 unless otherwise stated

	Group		Company	
	2014	2013	2014	2013
<b>Profit for the financial year</b>	<b>383,777</b>	219,863	<b>527,948</b>	302,754
<b>Other comprehensive income/(loss), net of tax</b>				
<b>Items that will be reclassified subsequently to profit and loss:</b>				
Cash flow hedge	3,217	(248)	-	435
Foreign currency translation differences	15,732	(127,710)	-	-
Other comprehensive income/(loss) for the financial year, net of tax	18,949	(127,958)	-	435
<b>Total comprehensive income for the financial year</b>	<b>402,726</b>	91,905	<b>527,948</b>	303,189
Total comprehensive income/(loss) attributable to:				
Equity holders of the Company	380,684	133,132		
Non-controlling interests	22,042	(41,227)		
	<b>402,726</b>	91,905		





# CONSOLIDATED STATEMENTS OF FINANCIAL POSITION

AS AT 31 DECEMBER 2014 (CONT'D)

Amounts in RM'000 unless otherwise stated

	Note	Group		Company	
		2014	2013	2014	2013
<b>EQUITY AND LIABILITIES</b>					
<b>Equity attributable to equity holders of the Company</b>					
Share capital	32	385,223	379,423	385,223	379,423
Reserves	33 & 34	3,512,489	3,046,854	3,966,154	3,377,399
		<b>3,897,712</b>	<b>3,426,277</b>	<b>4,351,377</b>	<b>3,756,822</b>
<b>Non-controlling interests</b>		<b>255,432</b>	<b>177,658</b>	<b>-</b>	<b>-</b>
<b>Total equity</b>		<b>4,153,144</b>	<b>3,603,935</b>	<b>4,351,377</b>	<b>3,756,822</b>
<b>Non-current liabilities</b>					
Borrowings	38	999,762	861,454	-	-
Provision for retirement gratuities	36	9,841	5,584	7,610	4,362
Derivative financial liabilities	37	476	1,571	-	-
Deferred tax liabilities	26	58,019	51,697	2,502	1,698
		<b>1,068,098</b>	<b>920,306</b>	<b>10,112</b>	<b>6,060</b>
<b>Current liabilities</b>					
Trade and other payables	35	323,762	311,003	19,444	21,131
Amount due to ultimate holding company	30	2,172	2,290	2,172	2,290
Amounts due to subsidiaries	21	-	-	6,109	64,586
Amounts due to other related companies	30	743	934	743	934
Borrowings	38	27,430	6,571	-	-
Derivative financial liabilities	37	1,429	4,007	-	-
Taxation		12,898	4,667	-	-
		<b>368,434</b>	<b>329,472</b>	<b>28,468</b>	<b>88,941</b>
Liabilities classified as held for sale	27	728	730	-	-
		<b>369,162</b>	<b>330,202</b>	<b>28,468</b>	<b>88,941</b>
<b>Total liabilities</b>		<b>1,437,260</b>	<b>1,250,508</b>	<b>38,580</b>	<b>95,001</b>
<b>Total equity and liabilities</b>		<b>5,590,404</b>	<b>4,854,443</b>	<b>4,389,957</b>	<b>3,851,823</b>



# STATEMENTS OF CHANGES IN EQUITY

FOR THE FINANCIAL YEAR ENDED 31 DECEMBER 2014 (CONT'D)

Amounts in RM'000 unless otherwise stated

Group	Attributable to equity holders of the Company												
	Share Capital	Share Premium	Share	Warrants Reserve	Re-valuation Reserve	Fair Value Reserve	Reserve on Exchange Differences	Cash Flow Hedge Reserve	Treasury Shares	Retained Earnings	Total	Non-controlling Interests	Total Equity
<b>Balance at 1 January 2013</b>	379,423	43,382	43,382	-	41,804	40,679	(57,599)	(3,715)	(569)	2,980,312	3,423,717	229,355	3,653,072
Profit/(loss) for the financial year	-	-	-	-	-	-	-	-	-	227,797	227,797	(7,934)	219,863
Other comprehensive loss	-	-	-	-	-	-	(93,990)	(675)	-	-	(94,665)	(33,293)	(127,958)
Total comprehensive income/(loss) for the financial year	-	-	-	-	-	-	(93,990)	(675)	-	227,797	133,132	(41,227)	91,905
<b>Transactions with owners:</b> Effects arising from changes in composition of the Group	-	-	-	-	-	-	-	-	-	(40,596)	(40,596)	(7,413)	(48,009)
<b>Total changes in ownership interests in subsidiaries that do not result in loss of control</b>	-	-	-	-	-	-	-	-	-	(40,596)	(40,596)	(7,413)	(48,009)
Issue of warrants (see Note 34)	-	-	-	228,879	-	-	-	-	-	-	228,879	-	228,879
Buy-back of shares (see Note 33)	-	-	-	-	-	-	-	-	(180)	-	(180)	-	(180)
Dividends paid to non-controlling interests	-	-	-	-	-	-	-	-	-	-	-	(3,057)	(3,057)
<b>Appropriation:</b> - Special interim dividend paid for the financial year ended 31 December 2012 (2.75 sen less 25% tax)	-	-	-	-	-	-	-	-	-	(15,650)	(15,650)	-	(15,650)
- Final dividend paid for the financial year ended 31 December 2012 (5.50 sen less 25% tax)	-	-	-	-	-	-	-	-	-	(31,299)	(31,299)	-	(31,299)
- Interim dividend paid for the financial year ended 31 December 2013 (3.75 sen less 25% tax) (see Note 14)	-	-	-	-	-	-	-	-	-	(21,339)	(21,339)	-	(21,339)
- Special interim cash dividend paid for the financial year ended 31 December 2013 (44 sen less 25% tax) (see Note 14)	-	-	-	228,879	-	-	-	-	-	(250,387)	(250,387)	-	(250,387)
<b>Total contributions by and distribution to owners</b>	-	-	-	228,879	-	-	-	-	(180)	(318,675)	(89,976)	(3,057)	(93,033)
<b>Total transactions with owners</b>	-	-	-	228,879	-	-	-	-	(180)	(359,271)	(130,572)	(10,470)	(141,042)
<b>Balance at 31 December 2013</b>	379,423	43,382	43,382	228,879	41,804	40,679	(151,589)	(4,390)	(749)	2,848,838	3,426,277	177,658	3,603,935





# STATEMENTS OF CHANGES IN EQUITY

FOR THE FINANCIAL YEAR ENDED 31 DECEMBER 2014 (CONT'D)

Amounts in RM'000 unless otherwise stated

Company	Non-Distributable						Distributable		Total
	Share Capital	Share Premium	Warrants Reserve	Re-valuation Reserve	Fair Value Reserve	Cash flow Hedge Reserve	Retained Earnings	Treasury Shares	
<b>Balance at 1 January 2013</b>	379,423	43,382	-	104	5	(435)	3,121,699	(569)	3,543,609
Profit for the financial year	-	-	-	-	-	435	302,754	-	303,189
<b>Transactions with owners:</b>									
Issue of warrants <i>(see Note 34)</i>	-	-	228,879	-	-	-	-	-	228,879
Buy-back of shares <i>(see Note 33)</i>	-	-	-	-	-	-	-	(180)	(180)
<b>Appropriation:</b>									
- Special interim dividend paid for the financial year ended 31 December 2012 <i>(2.75 sen less 25% tax)</i>	-	-	-	-	-	-	(15,650)	-	(15,650)
- Final dividend paid for the financial year ended 31 December 2012 <i>(5.50 sen less 25% tax)</i>	-	-	-	-	-	-	(31,299)	-	(31,299)
- Interim dividend paid for the financial year ended 31 December 2013 <i>(3.75 sen less 25% tax)</i> <i>(see Note 14)</i>	-	-	-	-	-	-	(21,339)	-	(21,339)
- Special interim cash dividend paid for the financial year ended 31 December 2013 <i>(44 sen less 25% tax)</i> <i>(see Note 14)</i>	-	-	-	-	-	-	(250,387)	-	(250,387)
<b>Total transactions with owners</b>	-	-	228,879	-	-	-	(318,675)	(180)	(89,976)
<b>Balance at 31 December 2013</b>	379,423	43,382	228,879	104	5	-	3,105,778	(749)	3,756,822



# STATEMENTS OF CASH FLOWS

FOR THE FINANCIAL YEAR ENDED 31 DECEMBER 2014 (CONT'D)

Amounts in RM'000 unless otherwise stated

	Note	Group		Company	
		2014	2013	2014	2013
<b>Cash flows from investing activities</b>					
Proceeds received from Government in respect of acquisition of land		7,889	330	-	-
Interest received		32,044	27,821	21,851	21,735
Dividends received from:					
- subsidiaries		-	-	466,399	262,590
- associates		8,900	4,000	8,900	4,000
Investment income		3,418	3,131	3,418	3,131
Proceeds from disposal of property, plant and equipment		53	324	-	21
Land held for property development		(17,551)	(6,997)	-	-
Purchase of property, plant and equipment		(258,925)	(221,306)	(17,755)	(13,864)
Leasehold land use rights		(45,303)	(21,458)	-	-
Plantation development		(113,587)	(180,562)	-	-
Investment properties		(6,274)	(6,827)	-	-
Intangible assets		(7,084)	-	-	-
Available-for-sale financial assets		-	883	-	-
Acquisition of a subsidiary	(A)	(33,000)	-	-	-
Net proceed received from divestment in a subsidiary		31,760	-	-	-
Proceeds received from redemption of preference shares by a joint venture		8,055	-	-	-
Investment in subsidiaries		-	-	(213,900)	(237,500)
Net proceeds received from disposal of an associate		260	-	-	-
Advances to subsidiaries		-	-	(284,194)	(69,390)
<b>Net cash used in investing activities</b>		<b>(389,345)</b>	<b>(400,661)</b>	<b>(15,281)</b>	<b>(29,277)</b>
<b>Cash flows from financing activities</b>					
Proceeds from bank borrowings		107,785	106,928	-	-
Proceeds from issue of warrants		-	228,879	-	228,879
Proceeds from issue of shares upon exercise of warrants		89,900	-	89,900	-
Repayment of borrowings and transaction costs		(6,553)	(735)	-	-
Purchase of shares from non-controlling interests		-	(48,009)	-	-
Finance cost paid		(22,237)	(17,603)	-	-
Dividends paid		(23,085)	(318,675)	(23,085)	(318,675)
Dividends paid to non-controlling interests		(3,421)	(3,057)	-	-
Buy-back of shares		(208)	(180)	(208)	(180)
<b>Net cash generated from/(used in) financing activities</b>		<b>142,181</b>	<b>(52,452)</b>	<b>66,607</b>	<b>(89,976)</b>
<b>Net increase/(decrease) in cash and cash equivalents</b>		<b>244,129</b>	<b>(120,782)</b>	<b>28,074</b>	<b>(115,070)</b>
<b>Cash and cash equivalents at beginning of the financial year</b>		<b>830,995</b>	<b>951,330</b>	<b>642,480</b>	<b>757,550</b>
<b>Effects of currency translation</b>		<b>1,455</b>	<b>447</b>	<b>-</b>	<b>-</b>
<b>Cash and cash equivalents at end of the financial year</b>	31	<b>1,076,579</b>	<b>830,995</b>	<b>670,554</b>	<b>642,480</b>





# NOTES TO THE FINANCIAL STATEMENTS

31 DECEMBER 2014

## Amounts in RM'000 unless otherwise stated

### 1. CORPORATE INFORMATION

Genting Plantations Berhad (“the Company”) is a public limited liability company incorporated and domiciled in Malaysia, and is listed on the Main Market of Bursa Malaysia Securities Berhad. The registered office of the Company is 24th Floor, Wisma Genting, Jalan Sultan Ismail, 50250 Kuala Lumpur.

The principal activities of the Company are plantation, investment holding and provision of management services to its subsidiaries.

The principal activities of the subsidiaries include plantation, property development, property investment, genomics research and development and downstream manufacturing.

Details of the principal activities of the subsidiaries, associates and joint ventures are set out in Note 43 to the financial statements.

There have been no significant changes in the nature of the activities of the Group and of the Company during the financial year.

The financial statements have been approved for issue in accordance with a resolution of the Board of Directors on 25 February 2015.

### 2. BASIS OF PREPARATION

The financial statements of the Group and the Company have been prepared in accordance with and comply with Financial Reporting Standards (“FRS”), the Malaysian Accounting Standards Board (“MASB”) Approved Accounting Standards in Malaysia for Entities Other Than Private Entities and the requirements of the Companies Act, 1965 in Malaysia.

The Group, which includes transitioning entities, has elected to continue to apply FRS for the current financial year. The Group will be adopting the new IFRS-compliant framework, Malaysian Financial Reporting Standards (“MFRS”) from the financial year beginning on 1 January 2017. In adopting the new framework, the Group will be applying MFRS 1 “First-time adoption of MFRS”.

The financial statements have been prepared on a historical cost basis, except as disclosed in the significant accounting policies below.

The preparation of financial statements in conformity with FRS requires the Directors to make judgements, estimations and assumptions that affect the reported amounts of assets and liabilities and disclosure of contingent assets and liabilities at the date of financial statements, and the reported amounts of revenues and expenses during the reported financial year. It also requires Directors to exercise their judgement in the process of applying the Groups accounting policies. Although these judgements and estimates are based on the Directors’ best knowledge of current events and actions, actual results could differ from those judgments and estimations.

#### (a) Judgments and estimations

In the process of applying the Group’s accounting policies, management makes judgements and estimations that can significantly affect the amount recognised in the financial statements. These judgments and estimations include:

##### i) Intangible assets

The Group recognises costs incurred on development projects as intangible assets to the extent that the capitalisation criteria in FRS 138 - Intangible Assets are met. The Group uses its judgement in determining whether the milestones payments for research and development expertise and capacity in genomics meet the capitalisation criteria so as to enable the amount to be capitalised. The future commercial viability of these intangible assets is assessed by using discounted cash flow valuation technique, which requires the Group to use estimates and assumptions concerning the future.



## 2. BASIS OF PREPARATION (Cont'd)

### (c) Standards, amendments to published standards and interpretations to existing standards that are applicable to the Group but not yet effective (Cont'd)

#### (ii) Financial year beginning on/after 1 January 2016

- FRS 14 "Regulatory Deferral Accounts"
- Amendments to FRS 11 "Accounting for Acquisition of Interests in Joint Operations"
- Amendments to FRS 116 and FRS 138 "Clarification of Acceptable Methods of Depreciation and Amortisation"
- Amendments to FRS 10 "Consolidated Financial Statements" and FRS 128 "Investment in associates and joint ventures – Sale or contribution of asset between an investor and its associates/joint ventures"
- Amendments to FRS 127 "Separate Financial Statements – Equity accounting in separate financial statements"
- Amendments to FRS 101 "Disclosure Initiative"
- Annual Improvement to FRSs 2012-2014 Cycle (Amendments to FRS 5 "Non-current Assets Held for Sale and Discontinued Operations", FRS 7 "Financial Instruments: Disclosures", FRS 119 "Employee Benefits", FRS 134 "Interim Financial Reporting")

#### (iii) Financial year beginning on/after 1 January 2017

- MFRS 1 "First-time adoption of MFRS"
- Amendments to Malaysian Financial Reporting Standards ("MFRS") 116 and MFRS 141 "Agriculture: Bearer Plants"
- MFRS 15 "Revenue from Contracts with Customers"

#### (iv) Financial year beginning on/after 1 January 2018

- MFRS 9 "Financial Instruments"

The initial application of the abovementioned FRSs, amendments and IC Interpretations are not expected to have a significant impact to the financial statements of the Group and the Company, except the following set out below:

- MFRS 9 "Financial Instruments" will replace MFRS 139 "Financial Instruments: Recognition and Measurement". The complete version of MFRS 9 was issued in November 2014.

MFRS 9 retains but simplifies the mixed measurement model in MFRS 139 and establishes three primary measurement categories for financial assets: amortised cost, fair value through profit or loss and fair value through other comprehensive income ("OCI"). The basis of classification depends on the entity's business model and the contractual cash flow characteristics of the financial asset. Investments in equity instruments are always measured at fair value through profit or loss with a irrevocable option at inception to present changes in fair value in OCI (provided the instrument is not held for trading). A debt instrument is measured at amortised cost only if the entity is holding it to collect contractual cash flows which represent principal and interest.

For liabilities, the standard retains most of the MFRS 139 requirements. These include amortised cost accounting for most financial liabilities, with bifurcation of embedded derivatives. The main change is that, in cases where the fair value option is taken for financial liabilities, the part of a fair value change due to an entity's own credit risk is recorded in OCI rather than profit or loss, unless this creates an accounting mismatch.

There is a new expected credit losses model on impairment for all financial assets that replaces the incurred loss impairment model used in MFRS 139. The expected credit losses model is forward-looking and eliminates the need for a trigger event to have occurred before credit losses are recognised.

The adoption of MFRS 9 will result in a change in accounting policy. The Group is currently assessing the financial impact on adopting MFRS 9.

The Group falls within the scope definition of Transitioning Entities and accordingly, will adopt the MFRS Framework for the financial year ending 31 December 2017. In presenting its first MFRS financial statements, the Group will be required to restate the comparative financial statements to amounts reflecting the application of MFRS Framework. Adjustments required on transition, if any, will be made retrospectively against opening retained earnings. The Group is currently assessing the financial impact of adopting MFRS 15 and amendments to MFRS 116 and MFRS 141.





### 3. SIGNIFICANT ACCOUNTING POLICIES (Cont'd)

#### d) *Joint arrangements*

A joint arrangement is an arrangement of which there is contractually agreed sharing of control by the Group with one or more parties, where decisions about the relevant activities relating to the joint arrangement require unanimous consent of the parties sharing control. The classification of a joint arrangement as a joint operation or a joint venture depends upon the rights and obligations of the parties to the arrangement. A joint venture is a joint arrangement whereby the joint venturers have rights to the net assets of the arrangement. A joint operation is a joint arrangement whereby the joint operators have rights to the assets and obligations for the liabilities, relating to the arrangement.

The Group's interests in joint ventures are accounted for in the consolidated financial statements by the equity method of accounting. Equity accounting involves recognising the Group's share of the post-acquisition results of joint ventures in profit or loss and its share of post-acquisition movements within reserves in OCI. The cumulative post acquisition movements are adjusted against the cost of the investment and include goodwill on acquisition less impairment losses, where applicable. See accounting policy note on impairment of non-financial assets.

The Group recognises the portion of gains or losses on the sale of assets by the Group to the joint venture that is attributable to the other parties in the ventures. The Group does not recognise its share of profits or losses from the joint venture until it resells the assets to an independent party. However, if a loss on the transaction provides evidence of a reduction in the net realisable value of assets or an impairment loss, the loss is recognised immediately.

Equity accounting is discontinued when the carrying amount of the investment in joint ventures (including any other unsecured receivables) reaches zero, unless the Group has incurred obligation or made payment on behalf of the joint ventures.

Where necessary, in applying the equity method, adjustments have been made to the financial statements of joint ventures to ensure consistency of accounting policies with those of the Group.

#### e) *Associates*

Associates are companies in which the Group has significant influence. Significant influence is the power to participate in the financial and operating policy decisions of the associates but not control over those policies.

Investments in associates are accounted for by the equity method of accounting and are initially recognised at cost. Equity accounting involves recognising in profit or loss the Group's share of the associates' results and its share of post-acquisition movements in reserves are recognised in OCI with a corresponding adjustment to the carrying amount of the investment. Equity accounting is discontinued when the carrying amount of the investment in an associate (including any other unsecured receivables) reaches zero, unless the Group has incurred obligations or made payments on behalf of the associate.

The Group's investments in associates include goodwill (net of any accumulated impairment loss) identified on acquisition.

Unrealised gains on transactions between the Group and its associates are eliminated to the extent of the Group's interest in the associates. Unrealised losses are also eliminated unless the transaction provides evidence of impairment on the assets transferred.

Dilution gains and losses arising in investments in associates are recognised in profit or loss.

The cost of acquiring additional stake in an associate is added to the carrying amount of associate and equity accounted. Goodwill arising on the purchase of additional stake is computed using the fair value information at the date the additional interest is purchased. The previously held interest is not re-measured.

Where necessary, in applying the equity method, adjustments have been made to the financial statements of associates to ensure consistency of accounting policies with those of the Group.

When the Group ceases its significant influence, investments in associates are derecognised. Any retained equity interest in the entity is remeasured at its fair value. The difference between the carrying amount of the retained interest at the date when significant influence is lost and its fair value is recognised in profit or loss.



### 3. SIGNIFICANT ACCOUNTING POLICIES (Cont'd)

#### Investment Properties (Cont'd)

Investment in freehold land is stated at cost. Other investment properties are stated at cost less accumulated depreciation and impairment losses. Investment properties under construction are not depreciated. Depreciation for other investment properties is calculated using the straight-line method to allocate their costs over their estimated useful lives, as follows:

	<b>Years</b>
Buildings and improvements	5 - 50

Where an indication of impairment exists, the carrying amount of the asset is assessed and written down immediately to its recoverable amount. See accounting policy note on impairment of non-financial assets.

Investment property is derecognised either when it has been disposed off or when the investment property is permanently withdrawn from use and no future economic benefit is expected from its retirement from use.

Gains and losses on disposals are determined by comparing net disposal proceeds with carrying amount and are included in profit or loss.

#### Leasehold Land Use Rights

Leasehold land that normally has a finite economic life and title which is not expected to pass to the lessee by the end of the lease term is treated as an operating lease. The payment made on entering into or acquiring a leasehold land is accounted as leasehold land use rights (referred to as prepaid lease payments in FRS 117 "Leases") and is amortised over the lease term in accordance with the pattern of benefits provided.

#### Plantation Development

Plantation development comprises cost of planting and development on oil palm.

Costs of new planting and development of plantation crops are capitalised from the stage of land clearing up to the stage of maturity. The cost of new planting capitalised is not amortised. However, where the cost of new planting is incurred on leasehold land which has unexpired period shorter than the crop's economic life, the cost is amortised over the remaining period of the lease on a straight-line basis.

Replanting expenditure is charged to profit or loss in the financial year in which the expenditure is incurred.

### Property Development Activities

#### a) Land held for property development

Land held for property development consists of land on which no significant development work has been undertaken or where development activities are not expected to be completed within the normal operating cycle. Such land is classified as non-current asset and is stated at cost less accumulated impairment losses, if any.

Cost comprises cost of land and all related costs incurred on activities necessary to prepare the land for its intended use. Where the Group had previously recorded the land at revalued amounts, it continues to retain these amounts as its surrogate cost as allowed by FRS 201<sup>2004</sup> "Property Development Activities". Where an indication of impairment exists, the carrying amount of the asset is assessed and written-down immediately to its recoverable amount. See accounting policy note on impairment of non-financial assets.

Land held for property development is transferred to property development costs and included under current assets when development activities have commenced and where the development activities can be completed within normal operating cycle of 2 to 3 years.

#### b) Property development costs and revenue recognition

Property development costs comprise costs associated with the acquisition of land and all costs directly attributable to development activities or costs that can be allocated on a reasonable basis to these activities.

When the outcome of the development activity can be estimated reliably, property development revenue and expenses are recognised by using the percentage of completion method in respect of sales where agreements have been finalised. Under this method, profits are recognised as the property development activity progresses. The stage of completion is determined based on proportion of property development costs incurred for work performed up to the reporting date over the estimated total property development cost to completion.



### 3. SIGNIFICANT ACCOUNTING POLICIES (Cont'd)

#### Financial Assets (Cont'd)

##### (b) Recognition and measurement (Cont'd)

Gains or losses arising from changes in the fair value of the 'financial assets at fair value through profit or loss' category are presented in profit or loss within 'other income/expense' in the financial year in which they arise. Dividend income from financial assets at fair value through profit or loss is recognised in profit or loss as part of other income when the Group's right to receive payments is established.

Changes in the fair value of monetary securities denominated in a foreign currency and classified as available-for-sale are analysed between translation differences resulting from changes in amortised cost of the security and other changes in the carrying amount of the security. The translation differences on monetary securities are recognised in profit or loss and translation differences on non-monetary securities are recognised in OCI. Changes in the fair value of monetary and non-monetary securities classified as available-for-sale are recognised in OCI.

When securities classified as available-for-sale are sold or impaired, the accumulated fair value adjustments recognised in equity are included in profit or loss as 'gains and losses from available-for-sale financial assets'.

Interest on available-for-sale securities calculated using the effective interest method is recognised in profit or loss. Dividends on available-for-sale equity instruments are recognised in profit or loss when the Group's right to receive payments is established.

The fair values of quoted investments are based on current bid prices. If the market for a financial asset is not active (and for unlisted securities), the Group establishes fair value by using valuation techniques. These include the use of recent arm's length transactions, reference to other instruments that are substantially the same, discounted cash flow analysis, and option pricing models, making maximum use of market inputs and relying as little as possible on entity-specific inputs.

##### (c) Impairment of financial assets

The Group assesses at each reporting date whether there is objective evidence that a financial asset or a group of financial assets is impaired. In the case of equity securities classified as available-for-sale, a significant or prolonged decline in the fair value of the security below its cost is taken as evidence that the securities are impaired. If any such evidence exists for available-for-sale financial assets, the cumulative loss - measured as the difference between the acquisition cost and the current fair value, less any impairment loss on that financial asset previously recognised in profit or loss - is removed from equity and recognised in profit or loss. Impairment losses recognised in profit or loss on equity instruments classified as available-for-sale are not reversed through profit or loss.

#### Intangible Assets

##### a) Goodwill

Goodwill arises on the acquisition of subsidiaries and represents the excess of the aggregate of the consideration transferred, the amount of any non-controlling interest in the acquiree and the fair value of any previous equity interest in the acquiree over the fair value of the identifiable assets acquired and liabilities assumed. If the aggregate of consideration transferred, the amount of non-controlling interest and the fair value of previously held interest in the acquiree are less than the fair value of the identifiable net assets of the acquiree, the resulting gain is recognised in profit or loss. Goodwill is stated at cost less accumulated impairment losses. Impairment losses on goodwill are not reversed. Goodwill is allocated to cash-generating units for the purpose of annual impairment testing. The allocation is made to those cash generating units or groups of cash generating units that are expected to benefit from the business combination in which the goodwill arose.

##### b) Research and Development Expenditure

Research expenditure is recognised as an expense when incurred. Costs incurred on development projects (relating to the design and testing of new or improved products) are recognised as intangible assets when the following criteria are fulfilled:

- a) it is technically feasible to complete the intangible asset so that it will be available for use or sale;





### 3. SIGNIFICANT ACCOUNTING POLICIES (Cont'd)

#### Receivables (Cont'd)

Advances for plasma plantation projects represent the accumulated plantation development cost, including borrowing costs and indirect overheads, which are either recoverable from plasma farmers or recoverable through the assignment to plasma farmers of the loans proceeds obtained for the projects. These advances are recoverable when the plasma plantation is completed and ready to be transferred to the plasma farmers. Provision for losses on recovery is made when the estimated amount to recover is less than the outstanding advances.

#### Cash and Cash Equivalents

Cash and cash equivalents include cash and bank balances, money market instruments, deposits and other short term, highly liquid investments that are readily convertible to known amounts of cash and are subject to insignificant risk of changes in value.

#### Payables

Payables are recognised initially at fair value and subsequently measured at amortised cost using the effective interest method.

#### Share Capital

Ordinary shares are classified as equity when there is no contractual obligation to deliver cash or other financial assets to another entity or to exchange financial assets or liabilities with another entity that are potentially unfavourable to the issuer.

Incremental costs directly attributable to the issue of new shares, warrants, options or for the acquisition of a business are shown in equity as a deduction, net of tax, from the proceeds. The proceeds received net of any directly attributable transaction costs are credited to share capital (nominal value) and share premium when new shares are issued.

#### Treasury Shares

A purchase by the Company of its own equity shares is accounted for under the treasury stock method. Under this method, the shares purchased and held as treasury shares is measured and carried at the cost of purchase (including any directly attributable incremental external costs, net of tax). On presentation in the statements of financial position, the carrying amount of the treasury

shares is offset against equity. Where treasury shares are distributed as share dividends, the cost of the treasury shares is applied in the reduction of the share premium account or the distributable reserves, or both. Where treasury shares are reissued by re-sale in the open market, the difference between the sales consideration and the carrying amount of the treasury shares is shown as a movement in equity. As treasury shares, the rights attached to voting, dividends and participation in other distribution are suspended.

#### Warrants Reserve

Proceeds from the issuance of warrants, net of issuance costs, are credited to warrants reserve. Warrants reserve is transferred to the share premium account upon the exercise of the warrants. Warrants reserve in relation to unexercised warrants at the expiry of the warrants period is transferred to retained earnings.

#### Borrowings

Borrowings are classified as current liabilities unless the Group has an unconditional right to defer settlement of the liability for at least twelve months after the reporting date.

Borrowings are recognised initially at fair value net of transaction cost incurred. Subsequently, borrowings are stated at amortised cost using the effective interest method. Any difference between the amount recorded as borrowings and the associated redemption value is recognised in profit or loss over the period of the borrowings.

Costs incurred on borrowings to finance qualifying assets are capitalised until the assets are ready for their intended use after which such expenses are charged to profit or loss. All other borrowing costs are charged to profit or loss.

#### Financial guarantee contracts

A financial guarantee contract is a contract that requires the issuer to make specified payments to reimburse the holder for a loss it incurs because a specified debtor fails to make payments when due. Financial guarantee contracts are recognised initially at fair value plus transactions costs and thereafter, at the higher of the best estimate of the expenditure required to settle the present obligation at the end of the reporting period and the amount initially recognised less, where appropriate, cumulative amortisation recognised.



### 3. SIGNIFICANT ACCOUNTING POLICIES (Cont'd)

#### Income Taxes (Cont'd)

##### *b) Deferred taxation*

Deferred tax liabilities and/or assets are recognised, using liability method, on temporary differences between the carrying amounts of assets and liabilities in the financial statements and their related tax bases. Deferred tax is not recognised for the following temporary differences: the initial recognition of goodwill, the initial recognition of assets or liabilities in a transaction that is not a business combination and that affects neither accounting profit nor taxable profit or loss. Deferred tax assets are recognised to the extent that it is probable that taxable profits will be available against which the deferred tax assets can be utilised. Deferred tax liability in respect of asset revaluations is also recognised. Deferred tax liabilities and assets are measured at the tax rates that have been enacted or substantively enacted by the reporting date and are expected to apply when the related deferred tax asset is realised or the deferred tax liability is settled.

Deferred tax is recognised on temporary differences arising on investments in subsidiaries, joint ventures and associates except where the timing of the reversal of the temporary difference can be controlled and it is probable that the temporary differences will not reverse in the foreseeable future.

#### Employee Benefits

##### *a) Short-term employee benefits*

Short-term employee benefits include wages, salaries, bonuses, social security contributions and paid annual leave. These benefits are accrued when incurred and are measured on an undiscounted basis.

##### *b) Post-employment benefits*

Post-employment benefits include defined contribution plans under which the Group pays fixed contributions into a separate entity (a fund) and will have no legal or constructive obligation to pay further contributions if the fund does not hold sufficient assets to pay all employee benefits relating to employee service in the current and prior periods. These benefits are accrued when incurred and are measured on an undiscounted basis.

##### *c) Long-term employee benefits*

Long-term employee benefits include retirement gratuities payable to Executive Directors and a retirement gratuity scheme for Executives of the Company and certain subsidiaries. The level of retirement gratuities payable is determined by the Board of Directors in relation to the services rendered and it does not take into account the employee's services to be rendered in later years up to retirement. The gratuity, which is calculated based either on length of service and basic salary or on the emoluments earned in the immediate past three years, is a vested benefit when the employee reaches retirement age.

The present value of the retirement gratuities is determined by discounting the amount payable by reference to market yields at the reporting date on high quality corporate bonds which have terms to maturity approximating the terms of the related liability. Employee turnover is also factored in arriving at the level of the retirement gratuities payable. Past service costs are recognised immediately in profit or loss.

Such retirement gratuities payable are classified as current liabilities when it is probable that a payment will be made within the next twelve months and also provided that the amount has been approved for payment by the Board of Directors.

#### Income Recognition

##### *a) Revenue*

Sales are recognised upon delivery of products or performance of services, net of sales tax and discounts, and after eliminating sales within the Group.

Sales relating to property development projects are recognised progressively as the project activity progresses and are in respect of sales where agreements have been finalised. The recognition of sales is based on the percentage of completion method and is consistent with the method adopted for profit recognition.

Management fees and golf club membership fees are recognised on an accrual basis. Dividend income is recognised when the right to receive payment is established.

##### *b) Other income*

Interest income is recognised using the effective interest method. Other income are recognised on an accrual basis.





### 3. SIGNIFICANT ACCOUNTING POLICIES (Cont'd)

#### **Derivative Financial Instruments and Hedging Activities (Cont'd)**

The Group documents at the inception of the transaction the relationship between the hedging instruments and hedged items, as well as its risk management objective and strategies for undertaking various hedging transactions. The Group also documents its assessment, both at hedge inception and on an ongoing basis, of whether the derivatives designated as hedging instruments are highly effective in offsetting changes in fair value or cash flows of the hedged items.

When a hedging instrument expires or is sold, or when the cash flow hedge is discontinued or when a hedge no longer meets the criteria for hedge accounting, any cumulative gain or loss existing in equity at that time remains in equity and is only transferred to profit or loss when the forecast transaction is ultimately recognised in profit or loss. When a forecast transaction is no longer expected to occur, the cumulative gain or loss that was reported in cash flow hedge reserve is immediately transferred to profit or loss within fair value gains/losses on derivative financial instruments.

The carrying amount of the derivative designated as a hedge is presented as a non-current asset or liability if the remaining expected life of the hedged item is more than twelve months, and as a current asset or liability if the remaining expected life of the hedged item is less than twelve months.

#### **Segmental Reporting**

Operating segments are reported in a manner consistent with the internal reporting provided to the chief operating decision-makers. The chief operating decision-makers, who are responsible for allocating resources and assessing performance of the operating segments have been identified as the Chief Executive, Deputy Chief Executive and the President and Chief Operating Officer of the Company.

### 4. FINANCIAL RISK MANAGEMENT OBJECTIVES AND POLICIES

#### **(a) Financial risk factors**

The Group's overall financial risk management objective is to optimise the value creation for shareholders. The Group seeks to minimise the potential adverse impacts arising from fluctuations in foreign currency exchange and interest rates and the unpredictability of the financial markets.

The Group operates within clearly defined guidelines that are approved by the Board of Directors. Financial risk management is carried out through risk reviews conducted at all significant operating units. This process is further enhanced by effective internal controls, a comprehensive insurance programme and adherence to the financial risk management policies.

The main areas of financial risks faced by the Group are as follows:

#### **(i) Foreign currency exchange risk**

The Group is exposed to foreign currency exchange risk in relation to its operations in Indonesia. The Group attempts to significantly limit its exposure for committed transactions by entering into forward foreign currency exchange contracts within the constraints of market and government regulations.

The Group's principal foreign currency exposure relates mainly to United States Dollar ("USD") in the current financial year (2013: USD).



#### 4. FINANCIAL RISK MANAGEMENT OBJECTIVES AND POLICIES (Cont'd)

##### (a) Financial risk factors (Cont'd)

###### (ii) Interest rate risk

Interest rate risks arise mainly from the Group's borrowings. Borrowings issued at variable rates expose the Group to cash flow interest rate risk. The Group manages its cash flow interest rate risk by using the floating-to-fixed interest rate swaps. Such interest rate swaps have the economic effect of converting the borrowings from floating rates to fixed rates. Under the interest rate swap, the Group agrees with a financial institution to exchange, at specific intervals, the difference between the fixed contract rates and floating-rate interest amounts calculated by reference to the agreed notional principal amounts. The Group also enters into Interest Rate Capped Libor-In-Arrears Swap contracts to limit its exposure to fluctuation in interest rate movements if the interest rate moves beyond the capped rate.

The Group's outstanding borrowings as at the year end at variable rates on which hedges have not been entered into are denominated in USD. At the reporting date, if the USD annual interest rates had been 1% (2013: 1%) higher/lower respectively, with all other variables in particular foreign exchange rates and tax rate being held constant, the impact to profit after tax would be immaterial as most of the interest expense were capitalised during the financial year.

###### (iii) Credit risk

The Group's exposure to credit risk arises mainly from sales made on deferred credit terms, cash and cash equivalents, deposits with financial institutions and money market instruments. Risks arising therefrom are minimised through effective monitoring of receivables and suspension of sales to customers whose accounts exceed the stipulated credit terms. Credit limits are set and credit history is reviewed to minimise potential losses. The Group has no significant concentration of credit risk with any single customer.

In respect of trade receivables arising from the sale of development properties, the Group mitigates its credit risk by maintaining its name as the registered owner of the development properties until full settlement by the purchaser of the self-finances portion of the purchase consideration and upon obtaining the undertaking from the purchaser's end-financier.

The Group also seeks to invest cash assets safely and profitably and buys insurance to protect itself against insurable risks. In this regard, counterparties are assessed for credit risk and limits are set to minimise any potential losses. The Group's cash and cash equivalents and short term deposits are placed with creditworthy financial institutions and the risks arising thereof are minimised in view of the financial strength of these financial institutions. The risks arising therefrom are further minimised by the setting of exposure limits for each financial institution and the tenure of the placements which are normally less than one year. The approved exposure limit for each financial institution is subjected to regular reviews. To minimise the Group's counterparty risk, the Group enters into derivative transactions only with creditworthy financial institutions.

At the Company level, credit risk arises from amounts due from subsidiaries, cash and cash equivalents, income fund and deposits with banks and financial institutions. The Company's exposure to bad debts is not significant since the subsidiaries do not have historical default risk. The Company also manages its credit risk by performing regular reviews of the ageing profile of amounts due from subsidiaries. The credit risk on income fund is limited because the fund is ultimately deposited with a creditworthy financial institution.

Information regarding trade and other receivables that are neither past due nor impaired is disclosed in Note 29. Deposits with banks and other financial institutions, investment securities and derivatives that are neither past due nor impaired are placed with or entered into with reputable financial institutions or companies with high credit ratings and no history of default.



#### 4. FINANCIAL RISK MANAGEMENT OBJECTIVES AND POLICIES (Cont'd)

##### (a) Financial risk factors (Cont'd)

##### (iv) Liquidity risk (Cont'd)

	Less than 1 year RM'000	Between 1 and 2 years RM'000	Between 2 and 5 years RM'000	Over 5 years RM'000
<b>At 31 December 2013</b>				
<b>Group</b>				
Trade and other payables	311,003	-	-	-
Term loans (principal and interests)	50,726	68,698	565,740	424,916
Derivative financial liabilities	4,007	1,241	341	-
Amount due to ultimate holding company	2,290	-	-	-
Amounts due to other related companies	934	-	-	-
	368,960	69,939	566,081	424,916
Financial guarantee contracts	77,360	-	-	-
<b>Company</b>				
Trade and other payables	21,131	-	-	-
Amounts due to subsidiaries	64,586	-	-	-
Amount due to ultimate holding company	2,290	-	-	-
Amounts due to other related companies	934	-	-	-
	88,941	-	-	-

##### (b) Capital management

The Group's objectives when managing capital are to safeguard the Group's ability to continue as a going concern and to maintain an optimal capital structure so as to provide returns for shareholders and benefits for other stakeholders.

In order to optimise the capital structure, or the capital allocation amongst the Group's various businesses, the Group may adjust the amount of dividends paid to shareholders, return capital to shareholders, issue new shares and warrants, buy back issued shares, take on new debts or sell assets to reduce debt.

Consistent with others in the industry, the Group monitors capital utilisation on the basis of the gearing ratio. This ratio is calculated as total debt divided by total capital. Total debt is calculated as total borrowings (including "short term and long term borrowings" as shown in the statements of financial position). Total capital is calculated as the sum of total equity and total debts.

The gearing ratio as at 31 December 2014 and 2013 are as follows:

Group	2014 RM'000	2013 RM'000
Total debts	1,027,192	868,025
Total equity	4,153,144	3,603,935
Total capital	5,180,336	4,471,960
Gearing ratio	19.8%	19.4%

There were no changes in the Group's approach to capital management during the financial year. The Group is not subject to any externally imposed capital requirements for the financial years ended 31 December 2014 and 2013.





#### 4. FINANCIAL RISK MANAGEMENT OBJECTIVES AND POLICIES (Cont'd)

##### (c) Fair value hierarchy (Cont'd)

	Level 1 RM'000	Level 2 RM'000	Level 3 RM'000	Total RM'000
<b>2013</b>				
<b>Group</b>				
<b>Assets</b>				
Available-for-sale financial assets:				
- Equity securities	-	-	106,865	106,865
- Income funds	-	100,005	-	100,005
Derivative financial instruments:				
- Interest Rate Swap	-	456	-	456
	-	100,461	106,865	207,326
<b>Liabilities</b>				
Derivative financial instruments:				
- Interest Rate Capped Libor-In-Arrears Swap	-	3,113	-	3,113
- Forward foreign currency exchange contracts	-	2,465	-	2,465
	-	5,578	-	5,578
<b>Company</b>				
<b>Assets</b>				
Available-for-sale financial assets:				
- Income funds	-	100,005	-	100,005
	-	100,005	-	100,005

There were no transfers between Level 1 and Level 2 during the financial year.

The following table presents the changes in Level 3 instruments for the financial year ended 31 December 2014:

	Group	
	2014 RM'000	2013 RM'000
<b>Available-for-sale financial assets</b>		
<b>As at 1 January</b>	<b>106,865</b>	100,391
Currency fluctuations	6,072	7,357
Impairment loss	(1,750)	-
Capital distribution	-	(883)
<b>As at 31 December</b>	<b>111,187</b>	106,865

Although the Group believes that its estimates of fair value are appropriate, the use of different methodologies or assumptions could lead to different measurement of fair value. For fair value measurement in Level 3, if the carrying value changes by 5% (2013: 5%), the impact on equity would be RM5.6 million (2013: RM5.3 million).

## 5. SEGMENT ANALYSIS

Management has determined the operating segments based on the reports reviewed by the chief operating decision-makers that are used to make strategic decisions.

The chief operating decision-makers consider the business from both geographic and industry perspective and has the following reportable operating segments:

- (i) Plantation
  - comprises mainly activities relating to oil palm plantations. This segment is further analysed into two geographical areas, namely Malaysia and Indonesia.
- (ii) Property
  - comprises mainly activities relating to property development, property investment and the operation of a golf course.
- (iii) Biotechnology
  - comprises mainly activities relating to genomics research and development.
- (iv) Others
  - comprises downstream manufacturing activities and other insignificant business which are not reported separately.

The performance of the operating segments is based on a measure of adjusted earning before interest, tax, depreciation and amortisation (“EBITDA”). This measurement basis excludes the effects of non-recurring items from the operating segments such as fair value gain and losses, impairment losses and assets written off.

Segments assets consist primarily of property, plant and equipment, land held for property development, plantation development, leasehold land use rights, intangible assets, available-for-sale financial assets, inventories, trade and other receivables and cash and cash equivalents. Segment assets exclude interest bearing instruments, joint ventures, associates, deferred tax assets and tax recoverable as these assets are managed on a group basis.

Segment liabilities comprise operating liabilities. Segment liabilities excludes interest bearing instruments, tax payables and deferred tax liabilities as these liabilities are managed on a group basis.

## 5. SEGMENT ANALYSIS (Cont'd)

	Plantation			Property	Biotechnology	Others	Total
	Malaysia	Indonesia	Total				
<b>2014</b>							
<b>Revenue</b>							
Total revenue	991,391	178,210	1,169,601	371,882	1,547	101,456	1,644,486
Inter segment	-	-	-	-	(1,547)	-	(1,547)
Revenue - external	<u>991,391</u>	<u>178,210</u>	<u>1,169,601</u>	<u>371,882</u>	<u>-</u>	<u>101,456</u>	<u>1,642,939</u>
<b>Adjusted EBITDA</b>							
Impairment losses	-	-	-	-	(1,750)	-	(1,750)
Assets written off and others	(1,013)	(641)	(1,654)	(4)	(19)	-	(1,677)
	<u>410,540</u>	<u>42,420</u>	<u>452,960</u>	<u>141,923</u>	<u>(33,714)</u>	<u>(2,309)</u>	<u>558,860</u>
Depreciation and amortisation	(43,041)	(14,672)	(57,713)	(878)	(16,678)	(2,190)	(77,459)
Share of results in joint ventures	-	-	-	14,148	-	-	14,148
Share of results in associates	3,708	-	3,708	(127)	-	(17)	3,564
	<u>371,207</u>	<u>27,748</u>	<u>398,955</u>	<u>155,066</u>	<u>(50,392)</u>	<u>(4,516)</u>	<u>499,113</u>
Interest income							32,044
Finance cost							(11,371)
<b>Profit before taxation</b>							<u>519,786</u>
Taxation							(136,009)
<b>Profit for the financial year</b>							<u>383,777</u>
<b>Other information:</b>							
<b>Assets</b>							
Segment assets	1,427,322	1,992,023	3,419,345	377,983	282,879	305,659	4,385,866
Joint ventures	-	-	-	43,559	-	-	43,559
Associates	16,252	-	16,252	2,716	-	(104)	18,864
Assets classified as held for sale	-	-	-	37,857	-	-	37,857
	<u>1,443,574</u>	<u>1,992,023</u>	<u>3,435,597</u>	<u>462,115</u>	<u>282,879</u>	<u>305,555</u>	<u>4,486,146</u>
Interest bearing instruments							1,014,244
Deferred tax assets							83,289
Tax recoverable							6,725
Total assets							<u>5,590,404</u>
<b>Liabilities</b>							
Segment liabilities	76,666	93,991	170,657	149,687	6,490	11,590	338,424
Liabilities classified as held for sale	-	-	-	728	-	-	728
	<u>76,666</u>	<u>93,991</u>	<u>170,657</u>	<u>150,415</u>	<u>6,490</u>	<u>11,590</u>	<u>339,152</u>
Interest bearing instruments							1,027,191
Deferred tax liabilities							58,019
Taxation							12,898
Total liabilities							<u>1,437,260</u>
<b>Other disclosures</b>							
Capital expenditure*	84,892	304,753	389,645	6,661	12,437	69,107	477,850





## 5. SEGMENT ANALYSIS (Cont'd)

### Geographical information

Revenue and non-current assets information based on the geographical location of customers and assets respectively are as follows:

	Revenue		Non-Current Assets	
	2014	2013	2014	2013
Malaysia	1,464,729	1,277,963	1,815,646	1,684,237
Indonesia	178,210	106,046	1,843,354	1,515,098
	<b>1,642,939</b>	<b>1,384,009</b>	<b>3,659,000</b>	<b>3,199,335</b>

Non-current assets information presented above consists of non-current assets other than investments in joint ventures and associates, financial instruments and deferred tax assets as presented in the consolidated statements of financial position.

There are no revenue derived from transactions with a single external customer that amounted to 10% or more of the Group's revenue during the current financial year (2013: Nil).

## 6. REVENUE

Revenue of the Group and of the Company comprises the following:

	Group		Company	
	2014	2013	2014	2013
<b>Sale of goods:</b>				
Sale of plantation produce	1,169,601	1,079,705	119,419	106,203
Sale of development properties	370,182	269,266	-	-
Sale of bio-diesel products	101,456	33,669	-	-
<b>Rendering of services:</b>				
Revenue from golf course operations	763	860	-	-
Fee from management services	937	509	30,401	26,636
<b>Dividend income</b>	-	-	<b>475,299</b>	<b>266,590</b>
	<b>1,642,939</b>	<b>1,384,009</b>	<b>625,119</b>	<b>399,429</b>

## 7. COST OF SALES

	Group		Company	
	2014	2013	2014	2013
Cost of inventories sold for plantation produce	662,981	654,463	46,882	51,723
Cost of development properties sold	197,083	168,297	-	-
Cost of inventories sold for bio-diesel products	99,065	33,198	-	-
Cost of services recognised as an expense	1,049	1,663	-	-
	<b>960,178</b>	<b>857,621</b>	<b>46,882</b>	<b>51,723</b>



## 9. EMPLOYEE BENEFITS EXPENSE

	Group		Company	
	2014	2013	2014	2013
Wages, salaries and bonuses	232,087	194,125	50,230	45,008
Defined contribution plans	11,388	10,181	4,775	4,284
Provision for retirement gratuities	4,257	561	3,248	270
Other short term employee benefits	22,482	23,341	6,838	5,363
	<b>270,214</b>	<b>228,208</b>	<b>65,091</b>	<b>54,925</b>

Employee benefits expense, as shown above, includes the remuneration of Executive Directors.

## 10. DIRECTORS' REMUNERATION

	Group		Company	
	2014	2013	2014	2013
<b>Non-Executive Directors</b>				
Fees	648	637	648	637
<b>Executive Director</b>				
Fees	79	78	79	78
Salaries and bonuses	468	396	468	396
Defined contribution plans	85	75	85	75
Provision for retirement gratuities	75	51	75	51
	<b>707</b>	<b>600</b>	<b>707</b>	<b>600</b>
Total Directors' remuneration (see Note 8)	<b>1,355</b>	<b>1,237</b>	<b>1,355</b>	<b>1,237</b>

Remuneration of Directors of the Company, in respect of services rendered to the Company and its subsidiaries, is in the following bands:

Amounts in RM'000	2014	2013
	Number	
<b>Non-Executive Directors</b>		
50 - 100	2	4
100 - 150	3	1
150 - 200	1	1
	<b>6</b>	<b>6</b>
<b>Executive Director</b>		
550 - 600	-	1
700 - 750	1	-



### 13. EARNINGS PER SHARE

Earnings per share of the Group is calculated by dividing the profit for the financial year attributable to equity holders of the Company by the weighted average number of ordinary shares in issue.

	Group	
	2014	2013
<b>(a) Basic earnings per share</b>		
Profit for the financial year attributable to equity holders of the Company (RM'000)	377,245	227,797
Weighted average number of ordinary shares in issue ('000)	764,710	758,755
Basic earnings per share (sen)	49.33	30.02
<b>(b) Diluted earnings per share</b>		
Profit for the financial year attributable to equity holders of the Company (RM'000)	377,245	227,797
<b>Adjusted weighted average number of ordinary shares in issue</b>		
Weighted average number of ordinary shares in issue ('000)	764,710	758,755
Adjustment for assumed conversion of warrants ('000)	34,466	1,212
	799,176	759,967
Diluted earnings per share (sen)	47.20	29.97

### 14. DIVIDENDS

	Group and Company	
	2014	2013
Interim dividend paid - 3 sen single-tier dividend (2013: 3.75 sen less 25% tax) per ordinary share of 50 sen each	23,085	21,339
Special dividend - 3 sen single-tier dividend (2013: 44 sen less 25% tax) per ordinary share of 50 sen each	23,117	250,387
Proposed final single-tier dividend - 4 sen (2013: NIL) per ordinary share of 50 sen each	30,823	-
	53,940	250,387
	77,025	271,726

A special dividend of 3 sen (2013: 44 sen less 25% tax) per ordinary share of 50 sen each in respect of the current financial year has been declared for payment to shareholders registered in the Register of Members on 12 March 2015. The special dividend shall be paid on 27 March 2015. Based on the issued and paid-up capital of the Company as the date of this report, the special dividend would amount to RM23.1 million (2013: RM250.4 million). The special dividend has not been recognised in the Statement of Changes in Equity as it was declared subsequent to the financial year end.

At the forthcoming Annual General Meeting, a final single-tier dividend in respect of the financial year ended 31 December 2014 of 4 sen (2013: NIL) per ordinary share of 50 sen each amounting to RM30.8 million (2013: NIL) will be proposed for shareholders' approval. The financial statements did not reflect this final dividend which will be accrued as a liability upon the approval by shareholders.





## 15. PROPERTY, PLANT AND EQUIPMENT (Cont'd)

	Freehold land and improvements	Leasehold lands	Buildings and improvements	Plant and machinery	Motor vehicles	Furniture, fittings and equipment	Construction in progress	Total
<b>2013</b>								
<b>Group</b>								
<b>Net book value:</b>								
At 1 January	351,392	240,373	122,142	135,649	17,787	24,484	119,272	1,011,099
Additions	49,912	11,918	6,114	29,747	6,733	4,916	112,543	221,883
Disposals	(21)	-	-	(28)	(336)	(2)	-	(387)
Written off	-	(3)	(332)	(298)	(117)	(211)	(26)	(987)
Depreciation:								
- charged to income statement	(10,865)	(2,965)	(7,808)	(24,324)	(2,709)	(5,966)	-	(54,637)
- capitalised under plantation development (see Note 18)	(8,792)	(8)	(1,142)	(2,898)	(1,377)	(876)	-	(15,093)
Reclassifications	1,583	-	59,070	33,025	4,280	414	(98,372)	-
Reclassification to assets held for sale (see Note 27)	(11,498)	-	(2,165)	(785)	(59)	(163)	-	(14,670)
Currency fluctuations	(12,241)	-	(7,421)	(5,212)	(1,807)	(611)	(9,678)	(36,970)
At 31 December	359,470	249,315	168,458	164,876	22,395	21,985	123,739	1,110,238
<b>At 31 December</b>								
Cost	391,581	281,258	230,034	345,464	36,220	52,114	123,739	1,460,410
At 1981 valuation	46,613	-	-	-	-	-	-	46,613
Accumulated depreciation	(78,724)	(31,943)	(61,576)	(180,588)	(13,825)	(30,129)	-	(396,785)
Net book value	359,470	249,315	168,458	164,876	22,395	21,985	123,739	1,110,238

The valuation of the freehold land made by the Directors in 1981 was based upon valuations carried out by an independent firm of professional valuers using fair market value basis. The net book value of the revalued freehold land for the Group would have amounted to RM45.6 million (2013: RM45.6 million) had it been stated in the financial statements at cost.



## 16. PROPERTY DEVELOPMENT ACTIVITIES

	Group			
	2014		2013	
(a) Land held for property development:				
Freehold land	74,147			75,125
Development costs	84,497			87,722
	<b>158,644</b>			<b>162,847</b>
At the beginning of the financial year				
- freehold land	75,125		83,798	
- development costs	87,722	162,847	122,418	206,216
Costs incurred during the financial year				
- freehold land reclassified from property, plant and equipment (see Note 15)	2,236		-	
- development costs	22,940	25,176	6,943	6,943
Costs charged to income statement		(12,256)		-
Costs transferred to property development costs (see Note 16(b))				
- freehold land	(2,721)		(563)	
- development costs	(11,087)	(13,808)	(3,280)	(3,843)
Costs transferred to assets classified as held for sale				
- freehold land	(493)		(8,110)	
- development costs	(2,822)	(3,315)	(38,359)	(46,469)
At the end of the financial year		<b>158,644</b>		<b>162,847</b>
(b) Property development costs:				
Freehold land	4,364			3,596
Development costs	104,568			116,565
Accumulated costs charged to income statement	(48,883)			(64,023)
	<b>60,049</b>			<b>56,138</b>
At the beginning of the financial year				
- freehold land	3,596		3,490	
- development costs	116,565		59,551	
- accumulated costs charged to income statement	(64,023)	56,138	(27,888)	35,153
Costs incurred during the financial year				
- development costs		131,611		88,562
Costs charged to income statement		(100,434)		(65,917)
Costs transferred from land held for property development (see Note 16(a))		13,808		3,843
Costs transferred to inventories				
- freehold land	(1,953)		(457)	
- development costs	(154,695)		(34,828)	
- accumulated costs charged to income statement	115,574	(41,074)	29,782	(5,503)
At the end of the financial year		<b>60,049</b>		<b>56,138</b>





## 19. LEASEHOLD LAND USE RIGHTS

	Group		Company	
	2014	2013	2014	2013
<b>Net book value</b>				
At 1 January	238,702	235,489	-	-
Additions	65,221	21,458	-	-
Amortisation charged to income statement	(789)	(557)	-	-
Amortisation capitalised under plantation development (see Note 18)	(2,506)	(2,638)	-	-
Currency fluctuations	4,701	(15,050)	-	-
At 31 December	305,329	238,702	-	-
<b>At 31 December</b>				
Cost	321,785	251,518	-	-
Accumulated amortisation	(16,456)	(12,816)	-	-
Net book value	305,329	238,702	-	-

Leasehold land use rights of certain subsidiaries with an aggregate carrying value of RM202.3 million (2013: RM175.6 million) are pledged as securities for borrowings (see Note 38).

The Group holds land rights in Indonesia in the form of Hak Guna Usaha ("HGU"), which give the rights to cultivate land for agricultural purposes with expiry dates between 2037 and 2044. The Group also holds other rights relating to certain plots of land in Indonesia and the Group is at various stages of the application process in converting such rights to HGU.

## 20. INTANGIBLE ASSETS

	Goodwill	Intellectual property rights and development costs	Licencing fee	Total
<b>2014</b>				
<b>Group</b>				
<b>Net book value:</b>				
At 1 January 2014	20,217	142,922	-	163,139
Addition	-	-	7,084	7,084
Amortisation charged to income statements	-	(12,163)	-	(12,163)
Currency fluctuations	1,173	-	-	1,173
At 31 December 2014	21,390	130,759	7,084	159,233
<b>As at 31 December 2014</b>				
Cost	21,390	175,950	7,084	204,424
Accumulated amortisation	-	(45,191)	-	(45,191)
Net book value	21,390	130,759	7,084	159,233



## 21. SUBSIDIARIES

	Company	
	2014	2013
Unquoted shares - at cost	2,479,421	2,211,906
Accumulated impairment losses	(5,325)	(5,325)
	<b>2,474,096</b>	<b>2,206,581</b>
Amounts due from subsidiaries		
- Current	<b>576,770</b>	374,242
Amounts due to subsidiaries		
- Current	<b>6,109</b>	64,586

The amounts due from and to subsidiaries represent outstanding amounts arising from inter-company sales and purchases, advances, payments and receipts on behalf of or by subsidiaries. The outstanding amounts which are less than one year and classified as current assets and current liabilities respectively, are interest free, unsecured and repayable on demand.

During the financial year, the Company had made the following investments:

- i) Subscription of 10,060,000 (2013: 2,072,400) Redeemable Convertible Non-Cumulative Preference Shares of RM1 each issued by its wholly owned subsidiaries amounting to RM53.6 million (2013: RM230.0 million), which were set off against the amounts due from subsidiaries;
- ii) Subscription of 216 million partially paid-up ordinary shares of RM1.00 each amounting to RM176 million representing 75% of the entire share capital of Genting Integrated Biorefinery Sdn Bhd; and
- iii) Subscription of new ordinary shares in existing subsidiaries as detailed in Note 41 (D)(ii).

The subsidiaries are listed in Note 43 and the subsidiaries with material non-controlling interests are set out below:

- |  |   |
|--|---|
| 1. PalmIndo Holdings Pte Ltd<br>(formerly known as Palm Agri Holdings Pte Ltd) | 14. PT Dwie Warna Karya   |
| 2. Sri Nangatayap Pte Ltd  | 15. PT Kapuas Maju Jaya   |
| 3. Sanggau Holdings Pte Ltd  | 16. PT Susantri Permai  |
| 4. Sandai Maju Pte Ltd   | 17. GlobalIndo Holdings Pte Ltd<br>(formerly known as Global Agri Palm Investment Holdings Pte Ltd) |
| 5. Ketapang Agri Holding Pte Ltd   | 18. Global Agri Investment Pte Ltd  |
| 6. Ketapang Holdings Pte Ltd   | 19. Asia Pacific Agri Investment Pte Ltd  |
| 7. Borneo Palma Mulia Pte Ltd  | 20. South East Asia Agri Investment Pte Ltd   |
| 8. Palma Citra Investama Pte Ltd   | 21. Transworld Agri Investment Pte Ltd  |
| 9. PT Citra Sawit Cemerlang  | 22. Universal Agri Investment Pte Ltd   |
| 10. PT Sawit Mitra Abadi   | 23. PT GlobalIndo Agung Lestari   |
| 11. PT Sepanjang Intisurya Mulia   | 24. PT GlobalIndo Mitra Abadi Lestari   |
| 12. PT Surya Agro Palma  | 25. PT GlobalIndo Investama Lestari   |
| 13. PT Permata Sawit Mandiri   |   |

The total non-controlling interests as at 31 December 2014 is RM255.4 million (2013: RM177.7 million), of which RM72.9 mil (2013: RM23.9 million) is in respect of Malaysian subsidiaries and RM182.5 million (2013: RM153.8 million) is in respect of Indonesian subsidiaries.



## 22. JOINT VENTURES (Cont'd)

The amounts due from a joint venture included in current assets is unsecured, interest free and are receivable within the next twelve months. The amounts due from a joint venture which are more than one year represent the balance of purchase price receivable arising from the sale of land to Genting Simon Sdn Bhd by Genting Property Sdn Bhd, a wholly-owned subsidiary of the Company.

A joint venture had redeemed 8,054,827 redeemable cumulative convertible preference shares at RM1 each during the financial year.

The capital commitments relating to the Group's interest in the joint ventures at the financial year end are disclosed in Note 40.

There are no contingent liabilities relating to the Group's interest in the joint ventures at the financial year end (2013: Nil).

Set out below are the summarised financial information for joint ventures which are accounted for using the equity method:

<b>Summarised statements of financial position as at 31 December</b>	<b>Group</b>	
	<b>2014</b>	2013
Current assets	<b>33,527</b>	20,298
Non-current assets	<b>182,757</b>	180,176
Current liabilities	<b>(53,761)</b>	(55,417)
Non-current liabilities	<b>(75,976)</b>	(86,807)
<b>Net assets</b>	<b>86,547</b>	58,250
Included in the statement of financial position are:		
Cash and cash equivalents	<b>23,444</b>	6,414
Current financial liabilities (excluding trade and other payables and provisions)	<b>(22,533)</b>	(18,408)
Non-current financial liabilities (excluding trade and other payables and provisions)	<b>(75,976)</b>	(86,807)
<b>Summarised income statements for the financial year ended 31 December</b>	<b>Group</b>	
	<b>2014</b>	2013
Profit for the financial year	<b>28,296</b>	20,733
Other comprehensive income	-	-
<b>Total comprehensive income</b>	<b>28,296</b>	20,733
<b>Included in the income statements are:</b>		
Revenue	<b>51,816</b>	37,780
Depreciation and amortisation	<b>(3,604)</b>	(2,643)
Interest income	<b>244</b>	300
Interest expense	<b>(6,135)</b>	(6,048)
Income tax expense	<b>(3)</b>	(75)
<b>Reconciliation of net assets to carrying amount:</b>		
<b>As at 31 December</b>		
Group's share of net assets	<b>43,273</b>	29,125
Profit elimination on transaction with a joint venture	<b>(5,084)</b>	(5,084)
Investment in preference shares	<b>5,370</b>	13,425
Carrying amount in the statement of financial position	<b>43,559</b>	37,466





## 25. OTHER NON-CURRENT ASSETS

	Group		Company	
	2014	2013	2014	2013
Amount due from a joint venture (see Note 22)	9,062	10,307	-	-
Amount due from a related party	8,000	-	8,000	-
	<b>17,062</b>	10,307	<b>8,000</b>	-
The maturity profile for the other non-current assets is as follows:				
More than one year and less than two years	9,721	1,721	8,000	-
More than two years and less than five years	4,640	4,640	-	-
More than five years	2,701	3,946	-	-
	<b>17,062</b>	10,307	<b>8,000</b>	-

The carrying amounts of the non-current assets approximate their fair values, which are based on cash flows discounted using the appropriate market interest rates. The fair values are within Level 2 of the fair value hierarchy.

## 26. DEFERRED TAXATION

Deferred tax assets and liabilities are offset when there is a legally enforceable right to set off current tax assets against current tax liabilities and when the deferred taxes relate to the same tax authority. The following amounts, determined after appropriate offsetting, are shown in the statements of financial position:

	Group		Company	
	2014	2013	2014	2013
Deferred tax assets:				
- subject to income tax (see (i) below)	83,289	77,644	-	-
Deferred tax liabilities:				
- subject to income tax	(57,464)	(51,142)	(2,502)	(1,698)
- subject to Real Property Gains Tax ("RPGT")	(555)	(555)	-	-
Total deferred tax liabilities (see (ii) below)	<b>(58,019)</b>	(51,697)	<b>(2,502)</b>	(1,698)
	<b>25,270</b>	25,947	<b>(2,502)</b>	(1,698)
At 1 January	25,947	(19,529)	(1,698)	2,071
<b>(Charged)/Credited to income statements (see Note 12):</b>				
- Property, plant and equipment	(11,342)	(5,406)	(1,016)	(3,259)
- Provision for retirement gratuities	992	91	779	24
- Land held for property development	266	(227)	-	-
- Plantation development	(18,990)	(21,643)	-	-
- Property development costs	(65)	824	-	-
- Inventories	(290)	(423)	-	-
- Payables	9,344	2,654	38	21
- Tax losses	9,320	33,404	(605)	(555)
- Tax incentives	2,372	-	-	-
- Other temporary differences	55	80	-	-
	<b>(8,338)</b>	9,354	<b>(804)</b>	(3,769)
Currency translation differences	7,661	36,122	-	-
At 31 December	<b>25,270</b>	25,947	<b>(2,502)</b>	(1,698)



## 27. ASSETS CLASSIFIED AS HELD FOR SALE

The following assets and liabilities were classified as held for sale as at the end of the current financial year pursuant to sale and purchase agreements signed with third parties:

- (a) land and infrastructure costs measuring approximately 213.2 acres (2013: 355.42 acres) located in the Mukim of Kulai and Mukim of Sg Petani; and
- (b) a golf course and its recreational club.

	Group	
	2014	2013
<b>Assets classified as held for sale</b>		
Property, plant and equipment	14,670	14,670
Land held for property development	20,413	46,492
Inventories	1,958	1,965
Trade and other receivables	798	853
Cash and cash equivalents	18	24
	<b>37,857</b>	<b>64,004</b>
<b>Liabilities classified as held for sale</b>		
Trade and other payables	(728)	(727)
Taxation	-	(3)
	<b>(728)</b>	<b>(730)</b>

## 28. INVENTORIES

	Group		Company	
	2014	2013	2014	2013
<b>At cost:</b>				
Produce stocks	14,569	10,439	-	-
Stores and spares	32,558	41,958	1,056	1,674
Completed development properties	57,971	37,042	-	-
	<b>105,098</b>	<b>89,439</b>	<b>1,056</b>	<b>1,674</b>

## 29. TRADE AND OTHER RECEIVABLES

	Group		Company	
	2014	2013	2014	2013
<b>Current:</b>				
Trade receivables	107,521	111,744	5	-
Less: Provision for impairment of trade receivables	(263)	(300)	-	-
	<b>107,258</b>	<b>111,444</b>	<b>5</b>	<b>-</b>
Accrued billings in respect of property development	13,133	19,567	-	-
Deposits	5,777	4,296	781	668
Prepayments	10,830	9,165	234	271
Other receivables*	128,306	89,237	37,812	4,303
	<b>265,304</b>	<b>233,709</b>	<b>38,832</b>	<b>5,242</b>





### 30. HOLDING COMPANY AND OTHER RELATED COMPANIES

The Company's immediate and ultimate holding company is Genting Berhad, a company incorporated in Malaysia.

	Group		Company	
	2014	2013	2014	2013
<b>Current:</b>				
Amount due to ultimate holding company	(2,172)	(2,290)	(2,172)	(2,290)
Amounts due to other related companies	(743)	(934)	(743)	(934)
	(2,915)	(3,224)	(2,915)	(3,224)
Amounts due from other related companies	5	3	143	146
	(2,910)	(3,221)	(2,772)	(3,078)

The amounts due to ultimate holding company and other related companies and amounts due from other related companies are unsecured, interest free and repayable on demand.

The carrying amounts of the Group's and the Company's amounts due to ultimate holding company and other related companies and the amounts due from other related companies approximate their fair values.

### 31. CASH AND CASH EQUIVALENTS

	Group		Company	
	2014	2013	2014	2013
Deposits with licensed banks	438,699	182,712	136,928	144,127
Cash and bank balances	58,508	82,711	5,277	5,777
	497,207	265,423	142,205	149,904
Add:				
Money market instruments	579,372	565,572	528,349	492,576
Cash and cash equivalents	1,076,579	830,995	670,554	642,480

The deposits of the Group and of the Company as at 31 December 2014 have maturity period of one month (2013: *one month*). The money market instruments of the Group and the Company as at 31 December 2014 have maturity periods ranging between overnight and one month (2013: *between overnight and one month*). Bank balances of the Group and of the Company are held at call. These deposits have weighted average interest rates ranging from 2.0% to 3.55% (2013: *2.0% to 3.3%*) per annum.

Included in the above bank balances for the Group is an amount of RM32.0 million (2013: *RM16.5 million*) deposited by a subsidiary involved in property development activities into various Housing Development Accounts in accordance with Section 7(A) of the Housing Developers (Control and Licensing) Act, 1966. This amount is available for use by the said subsidiary for the payment of property development expenditure.

### 32. SHARE CAPITAL

	Group and Company	
	2014	2013
Authorised:		
1,000,000,000 ordinary shares of 50 sen each	500,000	500,000
Issued and fully paid:		
Ordinary shares of 50 sen each		
At beginning		
- 758,847,000 (2013: 758,847,000)	379,423	379,423
Issue of shares:		
- Pursuant to conversion of warrants: 11,599,842 (2013: Nil)	5,800	-
At end of the financial year		
- 770,446,842 (2013: 758,847,000)	385,223	379,423



### 34. RESERVES (Cont'd)

#### Warrants reserves

On 18 December 2013, the Company allotted 139,199,464 new warrants at issue price of RM1.65 per warrant on the basis of 1 warrant for every 5 existing ordinary shares held in the Company. Each warrant entitles the registered holder to subscribe for 1 new ordinary share in the Company at any time on or after 20 December 2013 up to the date of expiry on 17 June 2019, at an exercise price of RM7.75 per ordinary share in accordance with the Deed Poll dated 8 November 2013. The warrants were listed on the Main Market of Bursa Malaysia Securities Berhad on 20 December 2013.

The movements in the warrants reserve and number of warrants during the financial year are summarised below:

	Group and Company			
	2014 No. of Warrants	2013 No. of Warrants	2014 RM'000	2013 RM'000
At 1 January	139,199,464	-	228,879	-
Arising from the Restricted Issue of Warrants	-	139,199,464	-	229,679
Less: Issuance costs	-	-	-	(800)
Conversion of warrants	(11,599,842)	-	(19,073)	-
At 31 December	127,599,622	139,199,464	209,806	228,879

### 35. TRADE AND OTHER PAYABLES

	Group		Company	
	2014	2013	2014	2013
<b>Current:</b>				
Trade payables	81,002	92,750	5,783	7,461
Accruals for property development expenditure	78,480	45,896	-	-
Deposits	11,425	21,432	414	357
Accrued expenses	130,287	135,617	12,606	12,629
Retention monies	22,568	15,308	641	684
	323,762	311,003	19,444	21,131

The carrying amounts of the Group's and the Company's current trade and other payables approximate their fair values.

### 36. PROVISION FOR RETIREMENT GRATUITIES

	Group		Company	
	2014	2013	2014	2013
<b>Non-current:</b>				
At 1 January	5,584	5,023	4,362	4,092
Charged to income statements:				
- current year	2,550	200	1,830	51
- prior year	1,707	361	1,418	219
At 31 December	9,841	5,584	7,610	4,362



### 37. DERIVATIVE FINANCIAL INSTRUMENTS (Cont'd)

These IRCLIA, Interest Rate Swap and forward foreign currency exchange contracts are accounted using the hedge accounting method. The changes in fair value of these contracts included in hedging reserves in equity and are recognised in the income statement when the underlying hedged items are recognised.

The fair values of the above instruments have been estimated using the published market prices or quotes from reputable financial institutions. The Group had no significant concentrations of credit risk as at 31 December 2014.

### 38. BORROWINGS

	Group	
	2014	2013
<b>Current</b>		
<b>Secured:</b>		
Term loan denominated in:		
US Dollar ( <b>USD7,890,000</b> /2013: USD2,000,000)	27,430	6,571
<b>Non-current</b>		
<b>Secured:</b>		
Term loan denominated in:		
US Dollar ( <b>USD287,577,021</b> /2013: USD262,157,639)	999,762	861,454
<b>Total</b>	<b>1,027,192</b>	<b>868,025</b>

#### a) Contractual terms of borrowings

	Contractual interest rate (per annum)	Total carrying amount	Maturity Profile			
			< 1 year	1 - 2 years	2 - 5 years	> 5 years
<b>Group</b>						
<b>At 31 December 2014</b>						
<b>Secured</b>						
Term loan	2.01% - 3.23%	1,027,192	27,430	81,813	654,431	263,517
<b>Group</b>						
<b>At 31 December 2013</b>						
<b>Secured</b>						
Term loan	1.97% - 3.31%	868,025	6,571	25,718	489,615	346,121

The term loans are secured over the plantation lands of subsidiaries in Indonesia.

The carrying amounts of the Group's borrowings approximate their fair values.

#### b) Undrawn committed borrowing facilities

	Group	
	2014	2013
Floating rate:		
- expiring within one year	24,888	-
- expiring more than one year and not more two years	22,658	23,523
- expiring more than two years and not more than five years	54,185	180,815
	<b>101,731</b>	<b>204,338</b>

The facilities have been arranged to finance the expansion of the Group's plantation activities in Indonesia.





#### 40. CAPITAL COMMITMENTS

	Group		Company	
	2014	2013	2014	2013
Authorised capital expenditure not provided for in the financial statements:				
- contracted	176,699	136,459	1,869	695
- not contracted	1,333,819	746,706	14,426	19,076
	<b>1,510,518</b>	883,165	<b>16,295</b>	19,771
Analysed as follows:				
(a) Group and Company				
- Property, plant and equipment	901,201	500,140	16,129	19,650
- Intellectual property development	10,960	500	-	-
- Investment properties	4,197	9,671	-	-
- Plantation development	572,405	310,757	166	-
- Leasehold land use rights	15,526	47,889	-	121
- Investment in a joint venture	5,753	5,753	-	-
	<b>1,510,042</b>	874,710	<b>16,295</b>	19,771
(b) Share of capital commitment in joint ventures				
- Property, plant and equipment	-	500	-	-
- Investment properties	476	7,955	-	-
	<b>476</b>	8,455	-	-
	<b>1,510,518</b>	883,165	<b>16,295</b>	19,771

#### 41. SIGNIFICANT EVENTS DURING THE FINANCIAL YEAR

##### A) Joint venture for the development and cultivation of oil palm plantation of approximately 69,000 hectares located at Kabupaten Kapuas and Barito Selatan, Kalimantan Tengah, Republic of Indonesia ("Joint Venture")

With reference to the Company's previous announcements in respect of the Joint Venture, the Company had on 26 September 2014 announced that both parties under the Joint Venture have mutually agreed to extend the undertaking by Global Agrindo Investment Company Limited ("Vendor") to deliver the Additional Planted Area of 2,982 ha and to procure all necessary permits for another six months to not later than 27 March 2015.

The parties in the Conditional Sale and Purchase Agreement ("PT UAI CSPA") in relation to the proposed acquisition of 95% equity interest in PT United Agro Indonesia by Universal Agri Investment Pte Ltd from affiliates of the Vendor had on 26 September 2014, at the request of the affiliates of the Vendor, mutually agreed to extend the period for fulfillment of the obligations to obtain all requisite licenses, permits or approvals for a further period of six months to not later than 18 March 2015.

The PT UAI CSPA is still conditional as at 25 February 2015.

##### B) Proposed Joint Venture for oil palm cultivation in Kabupaten Ketapang, Provinsi Kalimantan Barat, Republic of Indonesia ("JV") - Proposed Re-organisation of JV Structure

With reference to the Company's previous announcement in respect of the JV, the Company had, on 1 April 2014, announced that the Proposed Re-organisation of JV Structure had been completed on 1 April 2014 and accordingly, Borneo Palma Mulia Pte Ltd and Palma Citra Investama Pte Ltd ("PCitra") have become 73.685%-owned subsidiaries of the Company while PT Permata Sawit Mandiri, a 95%-owned subsidiary of PCitra, has become a 70%-owned subsidiary of the Company. The completion of this exercise had resulted an increase in parent's equity and non-controlling interests by RM3.8 million and RM8.4 million respectively.



#### 41. SIGNIFICANT EVENTS DURING THE FINANCIAL YEAR (Cont'd)

##### D) Acquisition and incorporation of subsidiaries during the financial year

###### (i) Acquisition/incorporation of subsidiaries

During the financial year, the Company had acquired/incorporated the following subsidiaries:

	<b>Date of Acquisition</b>	<b>Country of Incorporation</b>	<b>Consideration paid</b>	<b>Percentage of Equity Interest Acquired</b>	<b>Acquired by</b>
(a) Hijauan Cergas Sdn Bhd	8 January 2014	Malaysia	RM2	100	Genting Plantations Berhad
(b) SPC Biodiesel Sdn Bhd	21 February 2014	Malaysia	RM33 million	100	GP Overseas Ltd
(c) Genting Integrated Biorefinery Sdn Bhd	10 March 2014	Malaysia	RM2	100	Genting Plantations Berhad
(d) Genting Biodiesel Sdn Bhd	10 June 2014	Malaysia	RM2	100	Genting Plantations Berhad
(e) Profile Rhythm Sdn Bhd	12 June 2014	Malaysia	RM2	100	Genting Plantations Berhad
(f) Palma Ketara Sdn Bhd	12 June 2014	Malaysia	RM2	100	Genting Plantations Berhad

###### (ii) Subscription of new shares in existing subsidiaries

During the financial year, the Company had subscribed for the rights issue of 29.9 million (2013 : Nil) ordinary shares of RM1 each in ACGT Sdn Bhd and 8 million ordinary shares of RM1 each in Genting Green Tech Sdn Bhd ("GGT"). The subscription had increased the equity interests of the Company in ACGT Sdn Bhd from 94% to 95%. There are no changes in percentage of ownership in GGT after the subscription of additional shares.

#### 42. SIGNIFICANT RELATED PARTY TRANSACTIONS AND BALANCES

In the normal course of business, the Group and the Company undertake on agreed terms and prices, transactions with its related companies and other related parties.

In addition to related party transactions mentioned elsewhere in the financial statements, set out below are other significant related party transactions and balances. The related party transactions listed below were carried out on terms and conditions negotiated and agreed between the parties:

	<b>Group</b>		<b>Company</b>	
	<b>2014</b>	<b>2013</b>	<b>2014</b>	<b>2013</b>
<b>a) Transactions with immediate and ultimate holding company</b>				
Provision of shared services in relation to secretarial, tax, treasury and other services by Genting Berhad, the Company's immediate and ultimate holding company.	<b>1,758</b>	1,587	<b>1,009</b>	817



#### 42. SIGNIFICANT RELATED PARTY TRANSACTIONS AND BALANCES (Cont'd)

	Group		Company	
	2014	2013	2014	2013
<b>e) Transaction with other related parties (Cont'd)</b>				
v) Provision of a licence and design and consultancy services in relation to the construction and operation of a metathesis plant by Elevance, where Genting Berhad, the Company's immediate and ultimate holding company, holds 16% equity interest in Elevance.	38,964	-	-	-
<b>f) Directors and key management personnel</b>				
The remuneration of Directors and other key management personnel is as follows:				
Fees, salaries and bonuses	5,767	5,362	4,656	4,422
Defined contribution plans	703	685	577	572
Provision for retirement gratuities	1,802	200	1,682	51
Other short term employee benefits	9	12	7	10
Estimated money value of benefits-in-kind (not charged to the income statements)	90	101	84	93
	<b>8,371</b>	<b>6,360</b>	<b>7,006</b>	<b>5,148</b>

g) The significant outstanding balances with subsidiaries, joint ventures, associates and other related parties are shown in Note 21, Note 22, Note 23, Note 25 and Note 30 respectively.

#### 43. SUBSIDIARIES, JOINT VENTURES AND ASSOCIATES

	Effective Percentage of Ownership		Country of Incorporation	Principal Activities
	2014	2013		
<b>Direct Subsidiaries</b>				
Asiaticom Sdn Bhd	100	100	Malaysia	Oil palm plantation
Genting Plantations (WM) Sdn Bhd	100	100	Malaysia	Oil palm plantation
Genting SDC Sdn Bhd	100	100	Malaysia	Oil palm plantation and processing of fresh fruit bunches
Genting Tanjung Bahagia Sdn Bhd	100	100	Malaysia	Oil palm plantation
Landworthy Sdn Bhd	84	84	Malaysia	Oil palm plantation
Genting Oil Mill Sdn Bhd	100	100	Malaysia	Processing of fresh fruit bunches
Genting Property Sdn Bhd	100	100	Malaysia	Property development
Genting Land Sdn Bhd	100	100	Malaysia	Property investment
Technimode Enterprises Sdn Bhd	100	100	Malaysia	Property investment
# Azzon Limited	100	100	Isle of Man	Investment holding
# Genting Bioscience Limited	100	100	Isle of Man	Investment holding
Genting Biotech Sdn Bhd	100	100	Malaysia	Investment holding
Mediglove Sdn Bhd	100	100	Malaysia	Investment holding





#### 43. SUBSIDIARIES, JOINT VENTURES AND ASSOCIATES (Cont'd)

	Effective Percentage of Ownership		Country of Incorporation	Principal Activities
	2014	2013		
<b>Indirect Subsidiaries (Cont'd)</b>				
∞ PT Citra Sawit Cemerlang	70	70	Indonesia	Oil palm plantation
∞ PT Dwie Warna Karya	95	95	Indonesia	Oil palm plantation and processing of fresh fruit bunches
∞ PT GlobalIndo Agung Lestari	60	60	Indonesia	Oil palm plantation
∞ PT GlobalIndo Mitra Abadi Lestari	60	60	Indonesia	Oil palm plantation
∞ PT GlobalIndo Investama Lestari	60	60	Indonesia	Oil palm plantation
∞ PT Kapuas Maju Jaya	95	95	Indonesia	Oil palm plantation
∞ PT Sawit Mitra Abadi	70	70	Indonesia	Oil palm plantation
∞ PT Sepanjang Intisurya Mulia	70	70	Indonesia	Oil palm plantation and processing of fresh fruit bunches
∞* PT Permata Sawit Mandiri	70	-	Indonesia	Oil palm plantation
∞ PT Surya Agro Palma	70	70	Indonesia	Oil palm plantation
∞ PT Susantri Permai	95	95	Indonesia	Oil palm plantation
Sawit Sukau Usahasama Sdn Bhd	56	56	Malaysia	Oil palm plantation
Wawasan Land Progress Sdn Bhd	100	100	Malaysia	Oil palm plantation
Genting Awanpura Sdn Bhd	100	100	Malaysia	Provision of technical and management services
∞ PT Genting Plantations Nusantara	100	100	Indonesia	Provision of management services
Genting Indahpura Development Sdn Bhd	100	100	Malaysia	Property development
Genting Permaipura Golf Course Berhad	100	100	Malaysia	Operation of golf and recreational club
* SPC Biodiesel Sdn Bhd	100	-	Malaysia	Manufacture and sale of biodiesel
∞ Asia Pacific Agri Investment Pte Ltd	63	63	Singapore	Investment holding
∞ Asian Palm Oil Pte Ltd	100	100	Singapore	Investment holding
∞ AsianIndo Holdings Pte Ltd	100	100	Singapore	Investment holding
∞ AsianIndo Palm Oil Pte Ltd	100	100	Singapore	Investment holding
# Degan Limited	95	94	Isle of Man	Investment holding
# GBD Holdings Limited	100	100	Cayman Islands	Investment holding
∞* Borneo Palma Mulia Pte Ltd	74	-	Singapore	Investment holding
∞* Palma Citra Investama Pte Ltd	74	-	Singapore	Investment holding



#### 43. SUBSIDIARIES, JOINT VENTURES AND ASSOCIATES (Cont'd)

	Effective Percentage of Ownership		Country of Incorporation	Principal Activities
	2014	2013		
<b>Associates</b>				
@ Serian Palm Oil Mill Sdn Bhd	40	40	Malaysia	Processing of fresh fruit bunches
@ Sri Gading Land Sdn Bhd	49	49	Malaysia	Property development
Setiacahaya Sdn Bhd	50	50	Malaysia	Property investment
# GalaAgri Services Ltd	30	30	Mauritius	Pending de-registration
Asiatic Ceramics Sdn Bhd (In liquidation)	49	49	Malaysia	In liquidation (Receiver appointed)

\* Subsidiaries acquired/incorporated during the financial year (see Note 41(B) and 41(D)(i)).

@ The financial statements of these companies are audited by firms other than member firms of PricewaterhouseCoopers International Limited.

∞ These entities are audited by member firms of PricewaterhouseCoopers International Limited, which are separate and independent legal entities from PricewaterhouseCoopers Malaysia.

# These entities are either exempted or have no statutory audit requirement.

#### 44. REALISED AND UNREALISED PROFITS/LOSSES

The breakdown of the retained profits of the Group and of the Company as at 31 December 2014 and 2013, into realised and unrealised profits, pursuant to a directive issued by Bursa Securities on 25 March 2010 and 20 December 2010 are as follows:

	Group		Company	
	2014 RM'000	2013 RM'000	2014 RM'000	2013 RM'000
Total retained profits of Genting Plantations Berhad and its subsidiaries:				
- Realised	4,750,054	4,345,849	3,613,143	3,107,476
- Unrealised	(54,062)	(48,570)	(2,502)	(1,698)
	4,695,992	4,297,279	3,610,641	3,105,778
Total share of retained profits/ (accumulated losses) from associate companies:				
- Realised	17,404	22,981	-	-
- Unrealised	(663)	(655)	-	-
Total share of retained profits from joint ventures:				
- Realised	30,773	16,625	-	-
	4,743,506	4,336,230	3,610,641	3,105,778
Less: Consolidation adjustments	(1,516,364)	(1,487,392)	-	-
Total retained profits as reported	3,227,142	2,848,838	3,610,641	3,105,778

The determination of realised and unrealised profits is compiled based on Guidance of Special Matter No. 1, *Determination of Realised and Unrealised Profits or Losses in the Context of Disclosure Pursuant to Bursa Securities Listing Requirements*, issued by the Malaysian Institute of Accountants on 20 December 2010.

The disclosure of realised and unrealised profits above is solely for the purposes of complying with the disclosure requirements stipulated in the directive of Bursa Securities and should not be applied for any other purposes.





# INDEPENDENT AUDITORS' REPORT

TO THE MEMBERS OF GENTING PLANTATIONS BERHAD

(COMPANY NO. 34993-X)

## REPORT ON THE FINANCIAL STATEMENTS

We have audited the financial statements of Genting Plantations Berhad on pages 63 to 132, which comprise the statements of financial position as at 31 December 2014 of the Group and of the Company, and the statements of income, comprehensive income, changes in equity and cash flows of the Group and of the Company for the financial year then ended, and a summary of significant accounting policies and other explanatory notes, as set out in Notes 1 to 43.

### Directors' Responsibility for the Financial Statements

The Directors of the Company are responsible for the preparation of financial statements so as to give a true and fair view in accordance with Financial Reporting Standards and the requirements of the Companies Act, 1965 in Malaysia. The Directors are also responsible for such internal control as the directors determine is necessary to enable the preparation of financial statements that are free from material misstatement, whether due to fraud or error.

### Auditors' Responsibility

Our responsibility is to express an opinion on these financial statements based on our audit. We conducted our audit in accordance with approved standards on auditing in Malaysia. Those standards require that we comply with ethical requirements and plan and perform the audit to obtain reasonable assurance about whether the financial statements are free from material misstatement.

An audit involves performing procedures to obtain audit evidence about the amounts and disclosures in the financial statements. The procedures selected depend on our judgement, including the assessment of risks of material misstatement of the financial statements, whether due to fraud or error. In making those risk assessments, we consider internal control relevant to the entity's preparation of financial statements that give a true and fair view in order to design audit procedures that are appropriate in the circumstances, but not for the purpose of expressing an opinion on the effectiveness of the entity's internal control. An audit also includes evaluating the appropriateness of accounting policies used and the reasonableness of accounting estimates made by the Directors, as well as evaluating the overall presentation of the financial statements.

We believe that the audit evidence we have obtained is sufficient and appropriate to provide a basis for our audit opinion.

### Opinion

In our opinion, the financial statements give a true and fair view of the financial position of the Group and of the Company as of 31 December 2014 and of their financial performance and cash flows for the year then ended in accordance with Financial Reporting Standards and the requirements of the Companies Act, 1965 in Malaysia.

*PricewaterhouseCoopers (AF 1146), Chartered Accountants,  
Level 10, 1 Sentral, Jalan Travers, Kuala Lumpur Sentral, P.O. Box 10192, 50706 Kuala Lumpur, Malaysia  
T: +60 (3) 2173 1188, F: +60 (3) 2173 1288, [www.pwc.com/my](http://www.pwc.com/my)*





















































# FIVE-YEAR SUMMARY

<b>FINANCIAL</b>	<b>2014</b>	<b>2013</b>	<b>2012</b>	<b>2011</b>	<b>2010</b>
<b>Amount in RM'000 unless otherwise stated</b>					
Revenue	1,642,939	1,384,009	1,233,417	1,336,481	988,583
EBITDA	562,287	328,367	422,622	612,447	442,596
Profit before taxation	519,786	300,325	403,838	601,342	439,739
Taxation	(136,009)	(80,462)	(81,965)	(158,664)	(115,532)
Profit for the financial year	383,777	219,863	321,873	442,678	324,207
Attributable to:					
Equity holders of the Company	377,245	227,797	327,063	442,031	324,210
Non-controlling interests	6,532	(7,934)	(5,190)	647	(3)
	383,777	219,863	321,873	442,678	324,207
Issued capital	385,223	379,423	379,423	379,423	379,423
Retained earnings	3,227,142	2,848,838	2,980,312	2,747,410	2,377,938
Other reserves	285,347	198,016	63,982	107,396	111,299
Equity attributable to equity holders of the Company	3,897,712	3,426,277	3,423,717	3,234,229	2,868,660
Non-controlling interests	255,432	177,658	229,355	117,635	110,936
Total equity	4,153,144	3,603,935	3,653,072	3,351,864	2,979,596
Borrowings	999,762	861,454	702,720	426,948	254,129
Other payables	-	-	44,938	39,456	33,771
Provision for retirement gratuities	9,841	5,584	5,023	3,381	3,661
Derivative financial liability	476	1,571	2,801	3,516	1,655
Deferred tax liabilities	58,019	51,697	51,296	49,745	47,640
	5,221,242	4,524,241	4,459,850	3,874,910	3,320,452
Property, plant and equipment	1,338,762	1,110,238	1,011,099	881,590	771,558
Land held for property development	158,644	162,847	206,216	278,786	313,291
Investment properties	24,757	19,424	12,993	12,997	13,569
Plantation Development	1,672,275	1,504,985	1,425,792	1,007,644	843,631
Leasehold land use rights	305,329	238,702	235,489	158,015	126,645
Intangible asset	159,233	163,139	173,913	186,824	186,602
Joint ventures	43,559	37,466	27,099	21,688	12,249
Associates	18,864	24,459	20,049	18,855	17,610
Available-for-sale financial assets	111,187	106,865	100,391	102,778	99,995
Derivative financial assets	-	456	-	-	1,223
Other non-current assets	17,062	10,307	11,487	12,604	14,574
Deferred tax assets	83,289	77,644	31,767	17,216	12,188
	3,932,961	3,456,532	3,256,295	2,698,997	2,413,135
Net current assets	1,288,281	1,067,709	1,203,555	1,175,913	907,317
	5,221,242	4,524,241	4,459,850	3,874,910	3,320,452
Basic earnings per share (sen)	49.33	30.02	43.10	58.25	42.76
Net dividend per share (sen)	10.0	35.8	9.4	12.2	9.4
Dividend cover (times)	4.9	0.8	4.6	4.8	4.6
Current ratio	4.5	4.2	5.6	6.1	5.5
Net assets per share (RM)	5.06	4.52	4.51	4.26	3.78
Return (after tax and non-controlling interests) on average shareholdings' equity (%)	10.3	6.7	9.8	14.5	12.0
Market share price					
- highest (RM)	11.62	11.98	10.10	9.09	8.95
- lowest (RM)	9.43	8.12	8.13	6.55	6.02



# LIST OF GROUP PROPERTIES

AS AT 31 DECEMBER 2014

Location	Tenure	Year Of Expiry	Hectares		Description	Age Of Buildings (years)	Year Of Acquisition/ Revaluation*	Net Book Value As At 31 Dec 2014 (RM'000)
			Plantation	Property Development				
<b>PENINSULAR MALAYSIA</b>								
<b>A. NORTH</b>								
1. Genting Bukit Sembilan Estate, Baling/Sg. Petani/Jitra, Kedah	Freehold		1,314	145	 		1981*	40,757
2. Genting Selama Estate, Serdang & Kulim, Kedah/Selama, Perak	Freehold		1,830				1981*	25,438
<b>B. CENTRAL</b>								
3. Genting Sepang Estate, Sepang & Ulu Langat, Selangor	Freehold		666		 		1981*	21,345
4. Genting Tebong Estate, Jasin & Alor Gajah, Melaka/Tampin & Kuala Pilah, Negeri Sembilan	Freehold		2,231				1981*	31,482
5. Genting Cheng Estate, Melaka Tengah, Alor Gajah & Kuala Linggi, Melaka	Freehold		793	1	 		1981*	19,695
6. Genting Tanah Merah Estate, Tangkak, Johor	Freehold		1,801		 		1981*	29,829
<b>C. SOUTH</b>								
7. Genting Sri Gading Estate, Batu Pahat, Johor	Freehold		3,554	38	 		1983	122,488
8. Genting Sungei Rayat Estate, Batu Pahat, Johor	Freehold		1,707				1983	30,418
9. Genting Sing Mah Estate, Air Hitam, Johor	Freehold		669		 	34	1983	14,178
10. Genting Kulai Besar Estate, Kulai/ Simpang Renggam, Johor	Freehold		2,513	71	    		1983	222,370
11. Genting Setiamas Estate, Kulai & Batu Pahat, Johor	Freehold		96	61	 		1996	49,934
<b>SABAH</b>								
12. Genting Sabapalm Estate, Labuk Valley, Sandakan	Leasehold	2085,2887	4,360		 	44	1991	54,357
13. Genting Tanjung Estate, Kinabatangan	Leasehold	2086, 2096	4,345		 	20	1988, 2001	45,485
14. Genting Bahagia Estate, Kinabatangan	Leasehold	2085, 2086	4,548				1988, 2003	53,444
15. Genting Tenegang Estate, Kinabatangan	Leasehold	2088	3,653				1990	38,802
16. Genting Landworthy Estate, Kinabatangan	Leasehold	2083	4,039				1992	41,149
17. Genting Layang Estate, Kinabatangan	Leasehold	2090	2,077				1993	22,548
18. Genting Jambongan Estate, Beluran	Leasehold	2033 - 2100, 2043, 2044	3,933		 	1	2001 - 2004, 2014	107,598
19. Genting Indah, Genting Permai & Genting Kencana Estates, Kinabatangan	Leasehold	2096	8,830		 	6	2001	178,107
20. Genting Mewah Estate, Kinabatangan	Leasehold	2083 - 2890	5,611		 	18	2002	124,513
21. Genting Sekong & Genting Suan Lamba Estates, Kinabatangan	Leasehold	2022 - 2098	6,755		 	18	2004	204,144
<b>INDONESIA</b>								
22. Ketapang, Kalimantan Barat	Leasehold	2037, 2044, 2046 <i>Note</i>	54,876		 	2	2006, 2009, 2011, 2014	425,994
23. Sanggau, Kalimantan Barat	Leasehold	<i>Note</i>	17,500				2010	92,672
24. Kapuas & Barito Selatan, Kalimantan Tengah	Leasehold	<i>Note</i>	107,487		 	1	2008, 2012	1,177,822
<b>OTHER PROPERTIES OWNED</b>								
25. Bangi Factory, Selangor	Leasehold	2086		12,140 (sq.m)		33	1990	2,238
26. Wisma Genting Plantations, Sandakan, Sabah	Leasehold	2100	2,023 (sq.m)			12	2004	2,721
27. Residential Bungalows, Sandakan, Sabah	Leasehold	2887	1,206 (sq.m)			30	1991	124
28. Genting Vegetable Oils Refinery, Sandakan, Sabah	Leasehold	2080	8				1992	1,959
29. Biodiesel Plant/Land, Lahad Datu, Sabah	Leasehold	2104	33.75			7	2011, 2014	53,932



Plantation



Property Development



Johor Premium Outlets\*



Integrated Biorefinery



Mill



Office



Vacant Land



*Note: Yet to be determined*



Residential Bungalow



Factory



The Gasoline Tree™ Experimental Research Station, Jatropha Division



Genting Indahpura Car City



Genting Indahpura Sports City



Seed Garden



# GROUP OFFICES AND OPERATING UNITS (CONT'D)

## **Genting Tanjung Oil Mill**

Tel : +6089 567288  
Fax : +6089 567091

## **Genting Mewah Oil Mill**

Tel : +6089 565470  
Fax : +6089 563068

## **Genting Trushidup Oil Mill**

Tel/Fax : +6089 677230

## **Genting Indah Oil Mill**

Tel : +6087 307112  
Fax : +6087 307115

## **Genting Jambongan Oil Mill**

Tel : +6089 257113 / 257112

## **Sarawak**

### **Serian Palm Oil Mill**

4 Km Kedup/Mongkos Link Road  
Off 13 Km Poaon Limau/Mentung Marau Road  
Off 20 Km Serian/Sri Aman Road  
P.O.Box 150, 94700 Serian, Sarawak  
Tel/Fax : +6082 895264

## **Indonesia**

### **PT Genting Plantations Nusantara**

DBS Tower  
15th Floor, Ciputra World 1  
Jl. Prof. Dr. Satrio Kav. 3-5  
Jakarta 12940, Indonesia  
Tel : +62 21 2988 7600  
Fax : +62 21 2988 7601

## **PROPERTY DIVISION**

### **Head Office**

Genting Property Sdn Bhd  
3rd Floor, Wisma Genting  
Jalan Sultan Ismail  
50250 Kuala Lumpur  
Tel : +603 21782255 / 23332255  
Fax : +603 21641218

### **Genting Indahpura Sales Office**

No. 1213-1215  
Jalan Kasturi 36/45, Indahpura  
81000 Kulaijaya, Johor  
Tel : +607 6624652  
Fax : +607 6624655

### **Genting Pura Kencana Sales Office**

No. 1, Jalan Sisiran Pura Kencana 1A/1  
Taman Pura Kencana  
83300 Sri Gading  
Batu Pahat  
Johor, Malaysia  
Tel : +607 455 8181  
Fax : +607 455 7171

### **Genting Cheng Perdana Sales Office**

No. 32 Jalan Cheng Perdana 1/6  
Desa Cheng Perdana 1  
Cheng, 75250 Melaka  
Tel : +606 3123548  
Fax : +606 3123590

### **Johor Premium Outlets ®**

Jalan Premium Outlets  
Indahpura  
81000 Kulaijaya, Johor  
Tel : +607 6618888  
Fax : +607 6618810

## **BIOTECHNOLOGY DIVISION**

### **ACGT Sdn Bhd**

#### **Head Office**

25th Floor, Wisma Genting  
Jalan Sultan Ismail  
50250 Kuala Lumpur  
Tel : +603 23332288  
Fax : +603 21613621

#### **ACGT Laboratories**

L3-I-1 Enterprise 4, Technology Park Malaysia  
Lebuhraya Puchong-Sg Besi, Bukit Jalil  
57000 Kuala Lumpur, Malaysia  
Tel : +603 89969888  
Fax : +603 89963388

#### **The Gasoline Tree™ Experimental Research Station, Jatropha Division**

Jalan Kuarters-KLIA  
43900 Sepang  
Selangor  
Tel : +6019 286 8856





# ANALYSIS OF SHAREHOLDINGS/WARRANTHOLDINGS (CONT'D)

## THIRTY (30) LARGEST SECURITIES ACCOUNT HOLDERS AS PER RECORD OF DEPOSITORS AS AT 27 APRIL 2015 (CONT'D) (Without aggregating the securities from different securities accounts belonging to the same depositor)

Name	No. of Shares	% of Shares
16. AmanahRaya Trustees Berhad <i>Public Islamic Dividend Fund</i>	4,555,840	0.590
17. CIMB Group Nominees (Tempatan) Sdn Bhd <i>Exempt AN For Khazanah Nasional Berhad (VCAM)</i>	4,257,000	0.551
18. AmanahRaya Trustees Berhad <i>Public Savings Fund</i>	3,729,300	0.483
19. AmanahRaya Trustees Berhad <i>Amanah Saham Didik</i>	3,604,500	0.466
20. Cartaban Nominees (Asing) Sdn Bhd <i>GIC Private Limited for Government of Singapore (C)</i>	3,229,800	0.418
21. AmanahRaya Trustees Berhad <i>Public Dividend Select Fund</i>	3,150,600	0.408
22. HSBC Nominees (Asing) Sdn Bhd <i>Exempt AN for JPMorgan Chase Bank, National Association (U.S.A.)</i>	2,852,109	0.369
23. AmanahRaya Trustees Berhad <i>Public Islamic Equity Fund</i>	2,753,000	0.356
24. Mah Hon Choon	2,705,000	0.350
25. AmanahRaya Trustees Berhad <i>Public Islamic Optimal Growth Fund</i>	2,387,500	0.309
26. CIMB Group Nominees (Tempatan) Sdn Bhd <i>AmTrustee Berhad for CIMB Islamic Dali Equity Theme Fund</i>	2,325,100	0.301
27. Citigroup Nominees (Tempatan) Sdn Bhd <i>Employees Provident Fund Board (CIMB PRIN)</i>	2,301,400	0.298
28. AmanahRaya Trustees Berhad <i>Public Islamic Select Enterprises Fund</i>	2,230,500	0.289
29. Maybank Nominees (Tempatan) Sdn Bhd <i>Maybank Trustees Berhad for Public Ittikal Fund (N14011970240)</i>	2,200,000	0.285
30. Citigroup Nominees (Tempatan) Sdn Bhd <i>Employees Provident Fund Board (AM INV)</i>	1,990,000	0.258
<b>Total</b>	<b>642,090,049</b>	<b>83.097</b>



## ANALYSIS OF SHAREHOLDINGS/WARRANTHOLDINGS (CONT'D)

### THIRTY (30) LARGEST SECURITIES ACCOUNT HOLDERS AS PER RECORD OF DEPOSITORS AS AT 27 APRIL 2015 (CONT'D) (Without aggregating the securities from different securities accounts belonging to the same depositor)

Name	No. of Warrants	% of Outstanding Warrants
15. Maybank Nominees (Tempatan) Sdn Bhd <i>Etiqua Insurance Berhad (Dana EKT Prima)</i>	809,200	0.651
16. Citigroup Nominees (Tempatan) Sdn Bhd <i>Employees Provident Fund Board (Affin-HWG)</i>	807,980	0.650
17. Maybank Nominees (Tempatan) Sdn Bhd <i>Etiqua Insurance Berhad (Growth Fund)</i>	800,000	0.644
18. Maybank Nominees (Tempatan) Sdn Bhd <i>Etiqua Insurance Berhad (Life Non-Par FD)</i>	773,200	0.622
19. Maybank Nominees (Tempatan) Sdn Bhd <i>Etiqua Insurance Berhad (General Fund)</i>	752,900	0.606
20. Tong Yun Mong	742,000	0.597
21. Maybank Nominees (Tempatan) Sdn Bhd <i>Etiqua Insurance Berhad (Life Annuity FD)</i>	672,000	0.541
22. Maybank Nominees (Tempatan) Sdn Bhd <i>Etiqua Insurance Berhad (Prem Equity FD)</i>	617,300	0.497
23. AmanahRaya Trustees Berhad <i>Public Far-East Balanced Fund</i>	561,800	0.452
24. AmanahRaya Trustees Berhad <i>Public Savings Fund</i>	551,460	0.444
25. Mah Hon Choon	541,000	0.436
26. HSBC Nominees (Tempatan) Sdn Bhd <i>HSBC (M) Trustee Bhd for Affin Hwang Select Asia (Ex Japan) Opportunity Fund (5410)</i>	539,800	0.435
27. Malaysia Nominees (Tempatan) Sendirian Berhad <i>Great Eastern Life Assurance (Malaysia) Berhad (LGF)</i>	464,380	0.374
28. AmanahRaya Trustees Berhad <i>Public Far-East Consumer Themes Fund</i>	436,000	0.351
29. DB (Malaysia) Nominee (Tempatan) Sendirian Berhad <i>Exempt AN For Affin Hwang Asset Management Berhad (TSTAC/CLNT-T)</i>	430,660	0.347
30. Cartaban Nominees (Asing) Sdn Bhd <i>GIC Private Limited for Government of Singapore (C)</i>	394,680	0.318
<b>Total</b>	<b>107,275,800</b>	<b>86.364</b>



# ANALYSIS OF SHAREHOLDINGS/WARRANTHOLDINGS (CONT'D)

## INTEREST IN GENTING SINGAPORE PLC ("GENS"), AN INDIRECT 52.6% OWNED SUBSIDIARY OF GENT

Name	No. of Shares				No. of Option Shares Outstanding/ Performance Shares*
	Direct Interest	% of Shares	Deemed Interest	% of Shares	
Gen. (R) Dato' Seri DiRaja Tan Sri Mohd Zahidi bin Hj Zainuddin	988,292	0.0082	-	-	-
Tan Sri Lim Kok Thay	8,974,600	0.0743	6,353,828,069 <sup>(1)</sup>	52.5968	2,970,463/ 750,000*
Mr Quah Chek Tin	1,190,438	0.0099	-	-	-
Mr Lim Keong Hui	-	-	6,353,828,069 <sup>(1)</sup>	52.5968	-

### Notes

- (1) Deemed interest through Parkview Management Sdn Bhd ("PMSB") on account of Tan Sri Lim Kok Thay and Mr Lim Keong Hui being beneficiaries of a discretionary trust of which PMSB is the trustee, in accordance with the Singapore Companies Act.

PMSB as trustee of the discretionary trust is deemed interested in the GENS' shares held by Kien Huat Realty Sdn Berhad ("KHR") and Genting Overseas Holdings Limited, a wholly-owned subsidiary of GENT. KHR controls more than 20% of the voting capital of GENT.

The following disclosure is made pursuant to Section 134(12)(c) of the Companies Act, 1965:

- (2) Mr Quah's spouse holds 1,000,000 ordinary shares (0.0269%) and 250,000 warrants (0.0338%) in GENT.





# NOTICE OF ANNUAL GENERAL MEETING (CONT'D)

- (ii) for the purpose of determining the number of shares which are capable of being issued from the Instruments, each Instrument is treated as giving rise to the maximum number of shares into which it can be converted or exercised,

and such authority under this resolution shall continue to be in force until the conclusion of the next Annual General Meeting of the Company or when it is required by law to be held, whichever is earlier, and that:

- (a) approval and authority be and are given to the Directors of the Company to take all such actions that may be necessary and/or desirable to give effect to this resolution and in connection therewith to enter into and execute on behalf of the Company any instrument, agreement and/or arrangement with any person, and in all cases with full power to assent to any condition, modification, variation and/or amendment (if any) in connection therewith; and
- (b) the Directors of the Company be and are also empowered to obtain the approval for the listing of and quotation for the additional shares so issued on Bursa Malaysia Securities Berhad."

**(Ordinary Resolution 8)**

## **8. Proposed renewal of the authority for the Company to purchase its own shares**

"That, subject to compliance with all applicable laws, the Company's Articles of Association, and the regulations and guidelines applied from time to time by Bursa Malaysia Securities Berhad ("Bursa Securities") and/or any other relevant regulatory authority:

- (a) approval and authority be and are given for the Company to utilise up to the aggregate balances of the total retained earnings and share premium account of the Company, based on its latest audited financial statements available up to the date of the transaction, to purchase, from time to time during the validity of the approval and authority under this resolution, such number of ordinary shares of nominal value RM0.50 each in the Company (as may be determined by the Directors of the Company) on Bursa Securities upon such terms and conditions as the Directors of the Company may deem fit and expedient in the interests of the Company, provided that:
  - (i) the aggregate number of shares to be purchased and/or held by the Company pursuant to this resolution does not exceed 10% of the total issued and paid-up ordinary share capital of the Company at the time of purchase; and
  - (ii) in the event that the Company ceases to hold all or any part of such shares as a result of (among others) cancellations, re-sales and/or distributions of any of these shares so purchased, the Company shall be entitled to further purchase and/or hold such additional number of shares as shall (in aggregate with the shares then still held by the Company) not exceed 10% of the total issued and paid-up ordinary share capital of the Company at the time of purchase;

and based on the audited financial statements of the Company for the financial year ended 31 December 2014, the balance of the Company's retained earnings and share premium account were approximately RM3.6 billion and RM146.6 million respectively;

- (b) the approval and authority conferred by this resolution shall commence on the passing of this resolution and shall remain valid and in full force and effect until:
  - (i) the conclusion of the next Annual General Meeting of the Company;
  - (ii) the expiry of the period within which the next Annual General Meeting is required by law to be held; or
  - (iii) the same is revoked or varied by ordinary resolution of the shareholders of the Company in general meeting,

whichever occurs first;

- (c) approval and authority be and are given to the Directors of the Company, in their absolute discretion:
  - (i) to deal with the shares so purchased in the following manner:
    - (A) to cancel such shares;
    - (B) to retain such shares as treasury shares;
    - (C) to retain part of such shares as treasury shares and cancel the remainder of such shares; and/or



# NOTICE OF ANNUAL GENERAL MEETING (CONT'D)

## NOTES

1. A member entitled to attend and vote at this meeting is entitled to appoint a proxy or proxies (but not more than two) to attend and vote instead of him. Where a member appoints two proxies, the appointments shall be invalid unless he specifies the proportions of his shareholding to be represented by each proxy. If no such proportion is specified, the first named proxy shall be deemed as representing 100% of the shareholding and the second named proxy shall be deemed as an alternate to the first named proxy.
2. If a member has appointed a proxy to attend this meeting and subsequently he attends the meeting in person, the appointment of such proxy shall be null and void, and his proxy shall not be entitled to attend this meeting.
3. A proxy need not be a member of the Company and the provision of Section 149(1)(b) of the Companies Act, 1965 shall not apply to the Company. There shall be no restriction as to the qualification of the proxy. A proxy appointed to attend and vote at a meeting of a company shall have the same rights as the member to speak at the meeting.
4. Where a member of the company is an exempt authorised nominee which holds ordinary shares in the Company for multiple beneficial owners in one (1) securities account ("Omnibus Account"), there is no limit to the number of proxies which the exempt authorised nominee may appoint in respect of each Omnibus Account it holds. The appointment of two (2) or more proxies in respect of any particular Omnibus Account shall be invalid unless the exempt authorised nominee specifies the proportion of its shareholdings to be represented by each proxy. An exempt authorised nominee refers to an authorised nominee defined under the Securities Industry (Central Depositories) Act 1991 ("SICDA") which is exempted from compliance with the provisions of subsection 25A(1) of SICDA.
5. In the case of a corporation, the proxy form must be either under seal or signed by a duly authorised officer or attorney.
6. The original signed instrument appointing a proxy or the power of attorney or other authority, if any, must be deposited at the Registered Office of the Company at 24th Floor, Wisma Genting, Jalan Sultan Ismail, 50250 Kuala Lumpur not less than 48 hours before the time set for holding the meeting or at any adjournment thereof.
7. For the purpose of determining members who shall be entitled to attend the Annual General Meeting, the Company shall be requesting Bursa Malaysia Depository Sdn Bhd to issue a Record of Depositors as at 2 June 2015. Only depositors whose names appear in the Record of Depositors as at 2 June 2015 shall be entitled to attend the said meeting or appoint proxies to attend and vote on their behalf.

## Explanatory Note A

This Agenda is meant for discussion only as under the provision of Section 169(1) of the Companies Act, 1965, the audited financial statements do not require formal approval of the shareholders. Hence, this matter will not be put forward for voting.

## Explanatory Note B

The Board has undertaken an annual assessment on the independence of all its Independent Directors including Encik Mohd Din Jusoh and Lt. Gen. (R) Dato' Abdul Ghani Bin Abdullah who are seeking for re-appointment pursuant to Section 129 of the Companies Act, 1965 at the forthcoming Thirty-Seventh Annual General Meeting. The annual assessment has been disclosed in the Corporate Governance Statement of the Company's 2014 Annual Report.

## Explanatory Notes on Special Businesses

- (1) Ordinary Resolution 8, if passed, will give a renewed mandate to the Directors of the Company, pursuant to Section 132D of the Companies Act, 1965 ("Renewed Mandate") for such purposes as the Directors may deem fit and in the interest of the Company. The Renewed Mandate, unless revoked or varied at a general meeting, will expire at the conclusion of the next Annual General Meeting of the Company.

As at the date of this Notice, the Directors have not utilised the mandate granted to the Directors at the last Annual General Meeting held on 10 June 2014 and the said mandate will lapse at the conclusion of the Thirty-Seventh Annual General Meeting.

The Company is seeking approval from the shareholders on the Renewed Mandate for the purpose of possible fund raising exercise including but not limited to placement of shares for purpose of funding future investment project(s), working capital and/or acquisitions and to avoid delay and cost in convening general meetings to approve such issue of shares.

- (2) Ordinary Resolution 9, if passed, will empower the Directors of the Company to purchase the Company's shares of an aggregate amount of up to 10% of the issued and paid-up share capital of the Company for the time being ("Proposed Share Buy-Back Renewal") by utilising up to the total retained earnings and share premium of the Company based on its latest audited financial statements up to the date of the purchase. The authority under this resolution will expire at the conclusion of the next Annual General Meeting of the Company or the expiry of the period within which the next Annual General Meeting is required by law to be held, or the same is revoked or varied by ordinary resolution of the shareholders of the Company at a general meeting, whichever occurs first.

Further information on the Proposed Share Buy-Back Renewal is set out in the Document to Shareholders dated 18 May 2015 which is despatched together with the Company's 2014 Annual Report.

- (3) Ordinary Resolution 10, if passed, will allow the Company and/or its subsidiaries to enter into recurrent related party transactions of a revenue or trading nature pursuant to the provisions of the Main Market Listing Requirements of Bursa Malaysia Securities Berhad ("Proposed Shareholders' Mandate"). This authority will expire at the conclusion of the next Annual General Meeting of the Company or the expiry of the period within which the next Annual General Meeting is required by law to be held, unless revoked or varied by ordinary resolution of the shareholders of the Company at a general meeting, whichever occurs first.

Further information on the Proposed Shareholders' Mandate is set out in the Document to Shareholders dated 18 May 2015 which is despatched together with the Company's 2014 Annual Report.

## STATEMENT ACCOMPANYING NOTICE OF ANNUAL GENERAL MEETING

### Pursuant to Paragraph 8.27(2) of the Main Market Listing Requirements of Bursa Malaysia Securities Berhad

#### 1. Details of individuals who are standing for election as Directors

No individual is seeking election as a Director at the forthcoming Thirty-Seventh Annual General Meeting of the Company ("37th AGM").

#### 2. Statement relating to general mandate for issue of securities in accordance with Paragraph 6.03(3) of the Main Market Listing Requirements of Bursa Malaysia Securities Berhad

Details of the general mandate to issue securities in the Company pursuant to Section 132D of the Companies Act, 1965 are set out in Explanatory Note (1) of the Notice of 37th AGM.



# GENTING PLANTATIONS

## GENTING PLANTATIONS BERHAD (34993-X)

(Incorporated in Malaysia under the Companies Act, 1965)

## FORM OF PROXY

*(Before completing the form, please refer to the notes overleaf)*

I/We \_\_\_\_\_

(FULL NAME IN BLOCK CAPITALS)

NRIC No./Passport No./Co. No. \_\_\_\_\_

of \_\_\_\_\_

(ADDRESS)

being a member of GENTING PLANTATIONS BERHAD hereby appoint:

Name of Proxy	NRIC No./Passport No.	% of shareholding to be represented <i>(Refer to Note 1)</i>
Address		

\*and/or failing him/her,

Name of Proxy	NRIC No./Passport No.	% of shareholding to be represented <i>(Refer to Note 1)</i>
Address		

or failing him/her, the \*CHAIRMAN OF THE MEETING as \*my/our proxy/proxies to attend and vote for me/us on my/our behalf at the Thirty-Seventh Annual General Meeting of the Company to be held at 26th Floor, Wisma Genting, Jalan Sultan Ismail, 50250 Kuala Lumpur, Malaysia on Tuesday, 9 June 2015 at 10.00 a.m. and at any adjournment thereof.

\* Delete if inapplicable

My/our proxy(ies) shall vote as follows:

<b>ORDINARY BUSINESS</b>	<b>RESOLUTIONS</b>	<b>For</b>	<b>Against</b>
To approve the declaration of a final single-tier dividend of 4 sen per ordinary share.	<b>Ordinary Resolution 1</b>		
To approve the payment of Directors' fees.	<b>Ordinary Resolution 2</b>		
To re-elect Tan Sri Lim Kok Thay as a Director pursuant to Article 99 of the Articles of Association of the Company.	<b>Ordinary Resolution 3</b>		
To re-elect Mr Lim Keong Hui as a Director pursuant to Article 99 of the Articles of Association of the Company.	<b>Ordinary Resolution 4</b>		
To re-appoint Lt. Gen. (R) Dato' Abdul Ghani bin Abdullah in accordance with Section 129 of the Companies Act, 1965.	<b>Ordinary Resolution 5</b>		
To re-appoint Encik Mohd Din Jusoh in accordance with Section 129 of the Companies Act, 1965.	<b>Ordinary Resolution 6</b>		
To re-appoint Auditors	<b>Ordinary Resolution 7</b>		
<b>SPECIAL BUSINESS</b>			
To approve the authority to Directors pursuant to Section 132D of the Companies Act 1965.	<b>Ordinary Resolution 8</b>		
To renew the authority for the Company to purchase its own shares.	<b>Ordinary Resolution 9</b>		
To approve the proposed shareholders' mandate for recurrent related party transactions of a revenue or trading nature.	<b>Ordinary Resolution 10</b>		

*(Please indicate with an "X" in the spaces provided how you wish your votes to be cast. If you do not do so, the proxy/proxies will vote or abstain from voting at his/her/their discretion.)*

Signed this \_\_\_\_\_ day of \_\_\_\_\_ 2015

<b>No. of Shares held</b>	<b>CDS Account No.</b>	<b>Shareholder's Contact No.</b>

\_\_\_\_\_  
Signature of Member

#### **NOTES**

1. A member entitled to attend and vote at this meeting is entitled to appoint a proxy or proxies (but not more than two) to attend and vote instead of him. Where a member appoints two proxies, the appointments shall be invalid unless he specifies the proportions of his shareholding to be represented by each proxy. If no such proportion is specified, the first named proxy shall be deemed as representing 100% of the shareholding and the second named proxy shall be deemed as an alternate to the first named proxy.
2. If a member has appointed a proxy to attend this meeting and subsequently he attends the meeting in person, the appointment of such proxy shall be null and void, and his proxy shall not be entitled to attend this meeting.
3. A proxy need not be a member of the Company and the provision of Section 149(1)(b) of the Companies Act, 1965 shall not apply to the Company. There shall be no restriction as to the qualification of the proxy. A proxy appointed to attend and vote at a meeting of a company shall have the same rights as the member to speak at the meeting.
4. Where a member of the company is an exempt authorised nominee which holds ordinary shares in the Company for multiple beneficial owners in one (1) securities account ("Omnibus Account"), there is no limit to the number of proxies which the exempt authorised nominee may appoint in respect of each Omnibus Account it holds. The appointment of two (2) or more proxies in respect of any particular Omnibus Account shall be invalid unless the exempt authorized nominee specifies the proportion of its shareholdings to be represented by each proxy. An exempt authorised nominee refers to an authorised nominee defined under the Securities Industry (Central Depositories) Act 1991 ("SICDA") which is exempted from compliance with the provisions of subsection 25A(1) of SICDA.
5. In the case of a corporation, the proxy form must be either under seal or signed by a duly authorised officer or attorney.
6. The original signed instrument appointing a proxy or the power of attorney or other authority, if any, must be deposited at the Registered Office of the Company at 24th Floor, Wisma Genting, Jalan Sultan Ismail, 50250 Kuala Lumpur not less than 48 hours before the time set for holding the meeting or at any adjournment thereof.
7. For the purpose of determining members who shall be entitled to attend the Annual General Meeting, the Company shall be requesting Bursa Malaysia Depository Sdn Bhd to issue a Record of Depositors as at 2 June 2015. Only depositors whose names appear in the Record of Depositors as at 2 June 2015 shall be entitled to attend the said meeting or appoint proxies to attend and vote on their behalf.



**Genting Plantations Berhad** (34993-X)

10th Floor, Wisma Genting  
Jalan Sultan Ismail  
50250 Kuala Lumpur, Malaysia

T : +603 2178 2255 / 2333 2255

F : +603 2161 6149

[www.gentingplantations.com](http://www.gentingplantations.com)